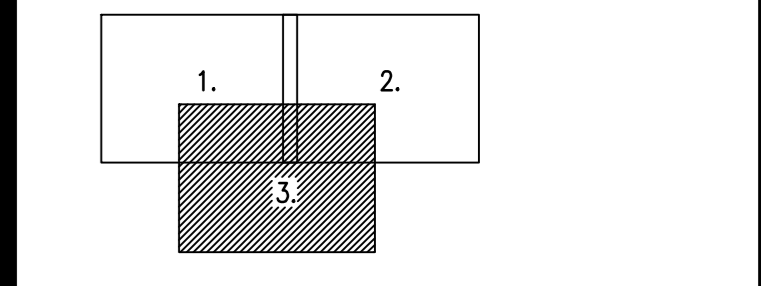











NOTES
 (C) THIS DRAWING IS COPYRIGHT
 CONTRACTORS MUST CHECK ALL DIMENSIONS ON SITE. ONLY FIGURED DIMENSIONS ARE TO BE WORKED FROM. DISCREPANCIES MUST BE REPORTED IMMEDIATELY TO JUBB CONSULTING ENGINEERS LIMITED BEFORE PROCEEDING.
 THIS DRAWING MUST BE READ IN CONJUNCTION WITH THE CURRENT ENGINEERING SPECIFICATIONS AND RISK ASSESSMENTS.
 ALWAYS CHECK FOR LATER REVISIONS OF THIS DRAWING.



SCHEDULE OF ROAD TRAFFIC SIGNS

-  DIAGRAM 543 TRAFFIC SIGNALS AHEAD (ILLUMINATED)
-  DIAG. 572 DISTANCE AHEAD TO HAZARD
-  DIAG. 616 NO ENTRY FOR VEHICULAR TRAFFIC.
-  DIAG. 610 VEHICULAR TRAFFIC MUST PROCEED IN THE DIRECTION INDICATED BY THE ARROW. (ILLUMINATED)
-  DIAG. 606 VEHICULAR TRAFFIC MUST PROCEED IN THE DIRECTION INDICATED BY THE ARROW. (ILLUMINATED)
-  DIAGRAM 7014 NEW ROAD LAYOUT AHEAD (NON-ILLUMINATED BUT REFLECTORIZED IN ACCORDANCE WITH REGULATION 19.)
-  DIAG. 957 ROUTE COMPRISING TWO LINES AHEAD ON A DUAL CARRIAGEWAY ROAD OR A ONE-WAY STREET REDUCES FROM TWO TO ONE. TRAFFIC IN THE RIGHT HAND LANE MUST MOVE INTO THE LANE ON THE IMMEDIATE LEFT.
-  DIAG. 956 ROUTE FOR USE BY PEDAL CYCLES AND PEDESTRIANS ONLY
-  DIAG. 872.1 THE NUMBER OF TRAFFIC LINES AHEAD ON A DUAL CARRIAGEWAY ROAD OR A ONE-WAY STREET REDUCES FROM TWO TO ONE. TRAFFIC IN THE RIGHT HAND LANE MUST MOVE INTO THE LANE ON THE IMMEDIATE LEFT.

REV	DATE	DESCRIPTION	DRN	CHK	POST
K	24-03-15	Yellow lining and street name plates added.	S.H	TA	TA
J	16-07-12	CONSTRUCTION ISSUE.	S.H	TA	TA
H	10-01-12	Lighting information added.	S.H		
G	04-01-12	Signage & markings amended to suit technical comment.	S.H		
F	15-12-11	Signage amended. Lighting changed.	S.H		
E	12-12-11	Signage amended. Lighting added.	S.H		
D	17-11-11	CONSTRUCTION ISSUE.	S.H		
C	25-10-11	Amended following technical comment.	S.H		
B	24-10-11	Amended to suit Highway Authority comments.	S.H		
A	29-09-11	ORIGINAL ISSUE.	S.H		

- Issue Status
- CONCEPT
 - PRELIMINARY
 - TENDER
 - CONSTRUCTION
 - H&S FILE ISSUE
 - REPORT

BRIXHAM ROAD PAIGNTON

ROAD SIGNS & MARKINGS LAYOUT SHEET 3 OF 3

Client/Architect
 CAVANNA HOMES (SW LTD)
 PARKBAY DEVELOPMENTS LTD

Scale @ A0
 1:200
 Project Ref: F9464 Drawing No: H117 Rev: K

Jubb
 CONSULTING ENGINEERS LIMITED
 CIVIL, STRUCTURAL, ENVIRONMENTAL
 TRAFFIC, HIGHWAYS, TECHNICAL

BRISTOL: TEL: 0117 922 6000, FAX: 0117 922 6010, E-MAIL: BRISTOL@JUBB.CO.UK
 FARNBOROUGH: TEL: 01252 551020, FAX: 01252 551025, E-MAIL: FARNBOROUGH@JUBB.CO.UK
 CARDIFF: TEL: 02920 524444, FAX: 02920 524445, E-MAIL: CARDIFF@JUBB.CO.UK
 PLYMOUTH: TEL: 01752 932000, FAX: 01752 932001, E-MAIL: PLYMOUTH@JUBB.CO.UK

2885 SNN/1A
 lamp(s): 1CPD-TW 45W
 condata file 'NR568Y.LDT'
 1 lamp(s) per luminaire, 4300 initial lumens per lamp
 Maintenance Factor = 0.840, watts per luminaire = 0
 Outreach (from mounting axis to photometric center) = 500 mm
 tilt angle = 5 deg
 mounting height = 6 m
 number locations = 5, number luminaires = 5
 kw all locations = 0.0

2885 SNN/1A
 lamp(s): 1CPD-TW 90W
 condata file 'NR567T.LDT'
 1 lamp(s) per luminaire, 10450 initial lumens per lamp
 Maintenance Factor = 0.840, watts per luminaire = 0
 Outreach (from mounting axis to photometric center) = 500 mm
 tilt angle = 5 deg
 mounting height = 8 m
 number locations = 31, number luminaires = 31
 kw all locations = 0.0

WRTL ARC LANTERN
 Two body sizes: Arc 80 for lamps up to 150W
 SON-T, CDO-TT and Arc 90 for lamps up to 800W SON-T +H2
 Glass: bow-tie, injection-moulded, UV-stabilised polycarbonate bowl in Arc 80, curved and flat toughened in Arc 90
 Finish: In RAL 9007 silver as standard but other colours on request
 Tilt angle: 0° + 5° + 10° in both post top and side entry
 Mounting: Side entry mounting is 60mm without adaptor or 34, 42 or 48mm with adaptor; post top mounting is 60-76mm
 Control gear: Integral as standard
 Insulation: Class 1 (must be earthed), Class 2 optional
 Ambient temperature range: -20°C to +35°C
 Standard ballast: 230/240V, thermally protected

The site is to be controlled by Harvard Leatna monitoring system.
 Each lantern to include a Harvard 90w or 45w CPO Winc enabled ballast and Lednode (ref WMLN 868A) as appropriate.
 A branch node (ref LCBN 868A) shall be installed at a convenient location which acts as the main controller unit.
 A trunknode, the internal portal, shall be installed as detailed by Harvard, a pre-deployment form must be completed.
 Details obtained from support@harvardeng.com Tel: 0113 383 1000 option 5.