



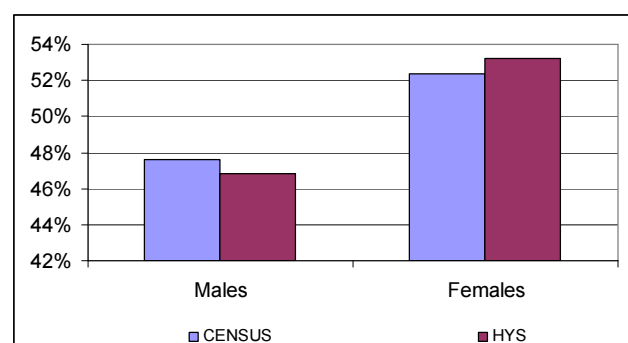
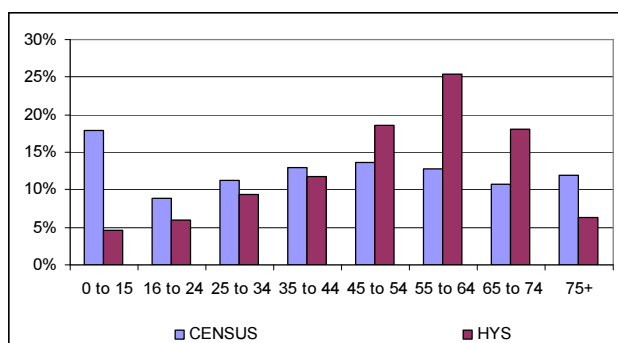
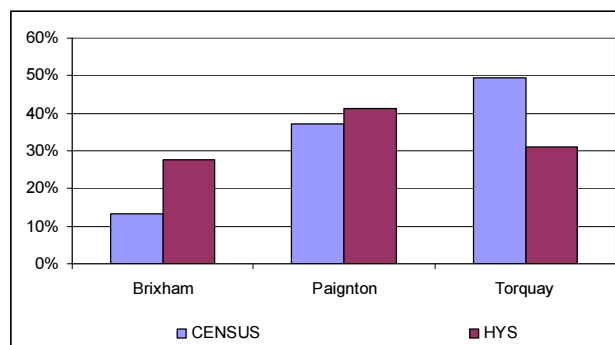
HAVE YOUR SAY IN THE BAY FINAL (Phase 3) CONSULTATION RESULTS TOP LINE PRELIMINARY RESULTS

This report outlines the results from the 'Have your Say in the Bay' 2005/06 budget consultation. This final stage consisted of consultation events, printed questionnaires and an online questionnaire.

A total of 481 people took part in the consultation events around Torbay during the last week in January 2005 to have their say. In addition a total of 240 paper questionnaires and online forms were also completed, this makes a grand total of **721** residents giving their opinions.

Along with the budget questions, we asked residents a couple of questions about themselves to see how representative of the bay their views are. The following graphs show the comparison.

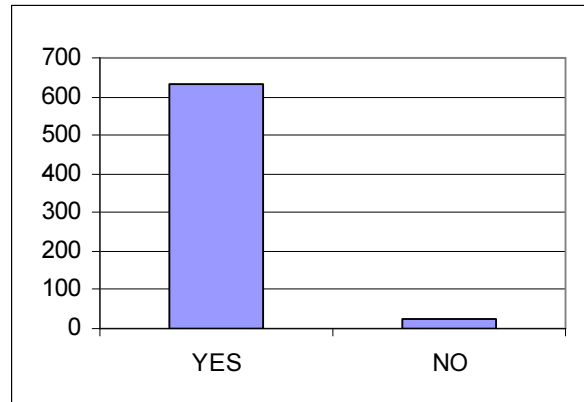
Demographic profile: Comparison between 2001 Census and respondents.



Questions and analysis for section one:

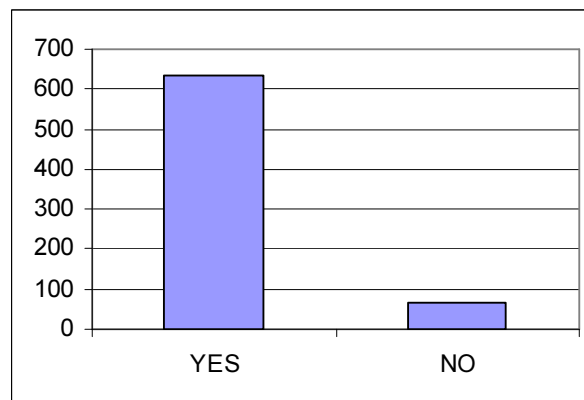
Proposal One: To invest £50,000 in new equipment and practices to improve enhance recycling and reduce the amount of waste going into the tip. In addition to this a £98,000 grant has been made available from DEFRA (Department for Environment, Food, Rural Affairs) for the improvement of this service.

96.35% (633) agreed with this proposal.



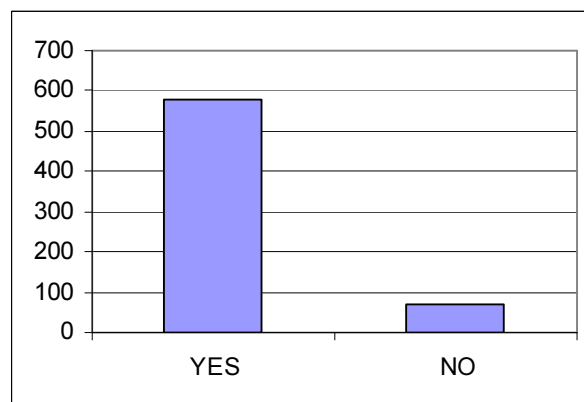
Proposal Two: To invest an additional £186,000 into the provision and maintenance of public toilets.

90.67% (632) agreed with this proposal.



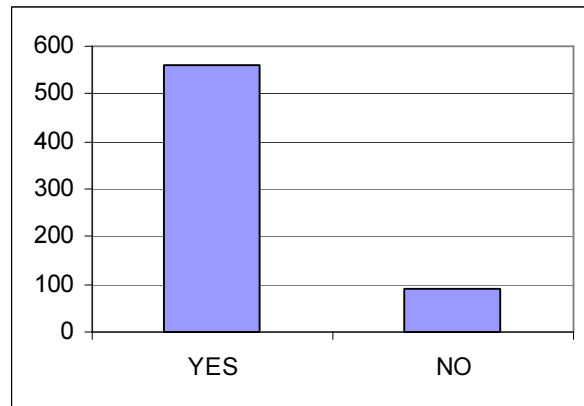
Proposal Three: To invest £100,000 in new equipment and working practices for the provision of street cleanliness by introducing more equipment & people to clean the streets more often.

89.06% (578) agreed with this proposal.



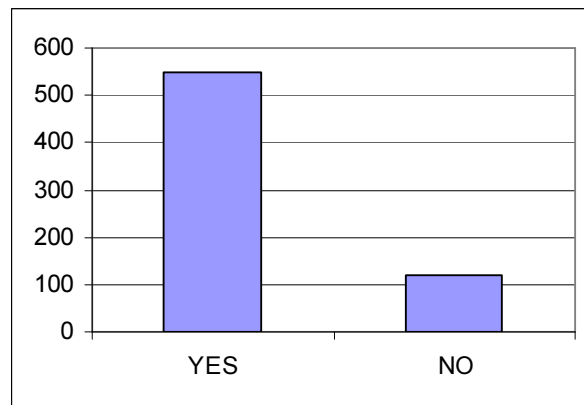
Proposal Four: To help make people feel safer in the Bay by continued support and funding for the street wardens service (£60,000) and maintaining CCTV systems that are in operation across the Bay (£23,000).

86.29% (560) agreed with this proposal.



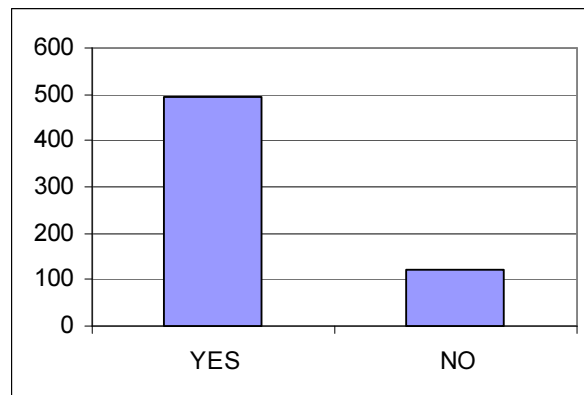
Proposal Five: To invest a total of £50,000 to support work in connection with the Kingskerswell Bypass.

82.13% (547) agreed with this proposal.



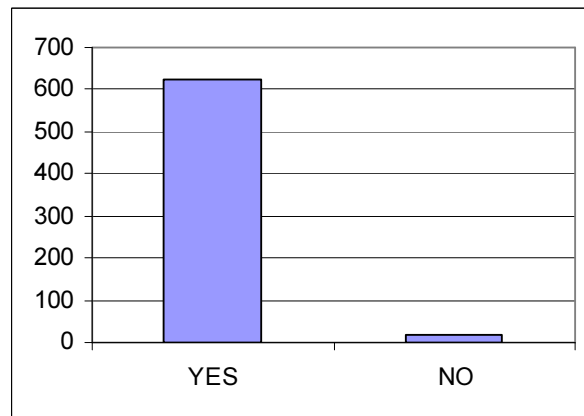
Proposal Six: £100,000 to be allocated to improving facilities for young people outside of school, principally through the youth service.

80.06% (494) agreed with this proposal.



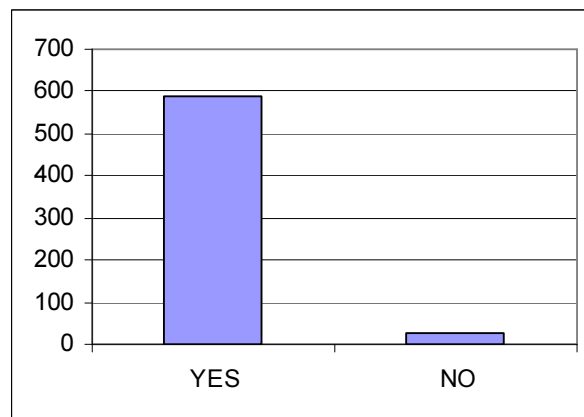
Proposal Seven: Health and Social care to be brought together in a Care Trust, to improve the quality of care for older people, at no extra cost.

96.89% (623) agreed with this proposal.



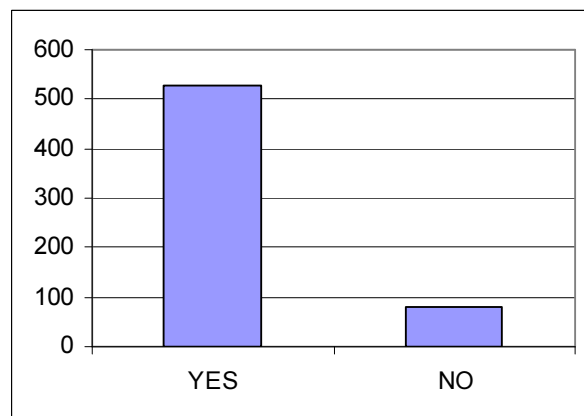
Proposal Eight: Creating new employment workspace, to bring about more jobs and help our young people stay in Torbay (at no cost).

59.78% (590) agreed with this proposal.



Proposal Nine: To improve access to housing for people on the waiting list/register, this will be at no extra cost.

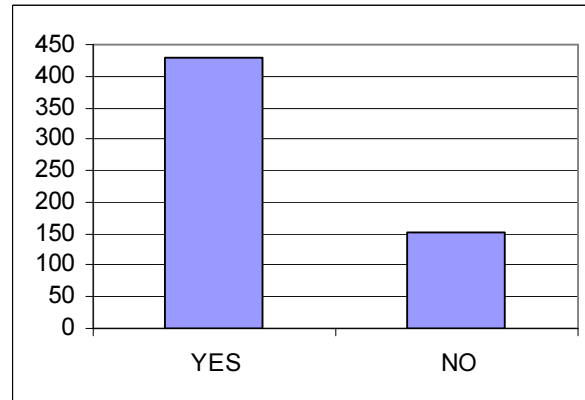
87.01% (529) agreed with this proposal.



Questions and analysis for section two:

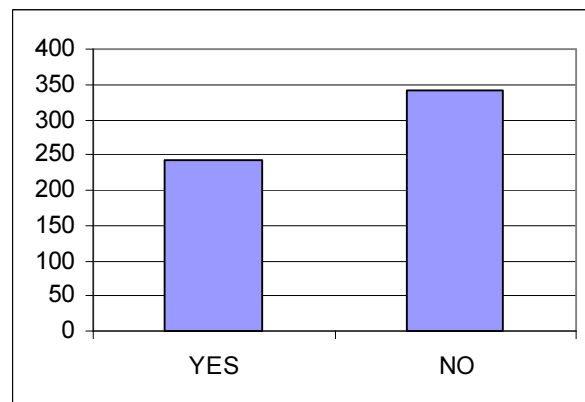
Proposal One: A £30,000 reduction in relation to the Benefits service achieved through investment in new computer systems and storage. This is a statutory function affecting about 40% of the population in Torbay.

73.79% (428) agreed with this proposal.



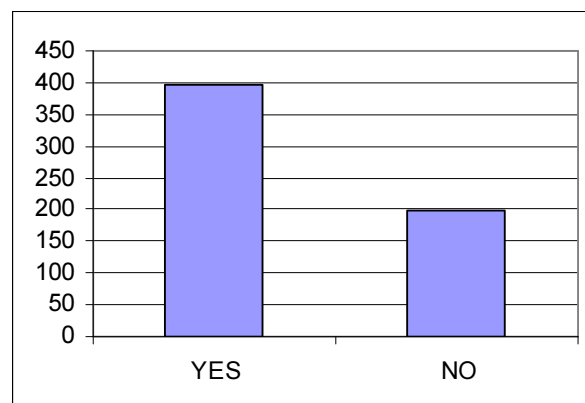
Proposal Two: To review & reduce resources to the registration of Births, Deaths and Marriages Service, Land Charges, and Elections. These are all functions which the Council must provide, by law.

58.56% (342) disagreed with this proposal.



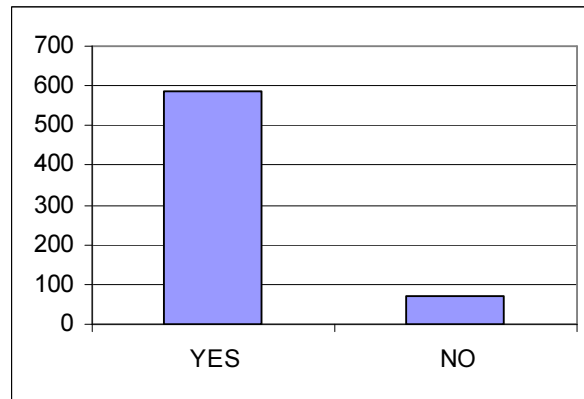
Proposal Three: We are committed to funding the Torre Abbey restoration project over the next few years but undertake not to invest in buying new items for our museums or opening any new museums. This will mean there will be no increase for museums in the 2005/6 budget.

66.72% (397) agreed with this proposal.



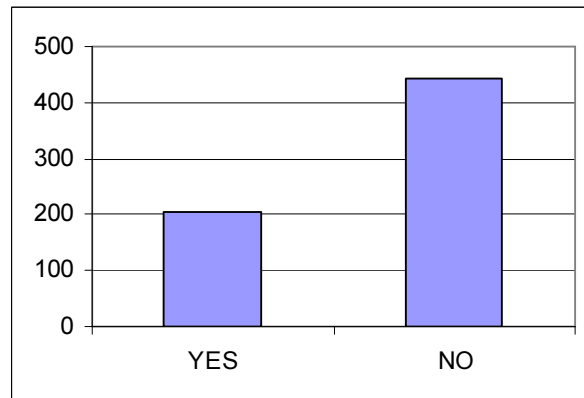
Proposal Four: To review the role of mayoralty and reduce the costs by £30.000.

88.94% (587) agreed with this proposal.



Proposal Five: A £100,000 reduction in the Legal service provided to the Council.

31.53% (204) agreed with this proposal.



A full copy of textual comments will be made available in the complete report or on request.

The below table details the rank of proposals by highest support.

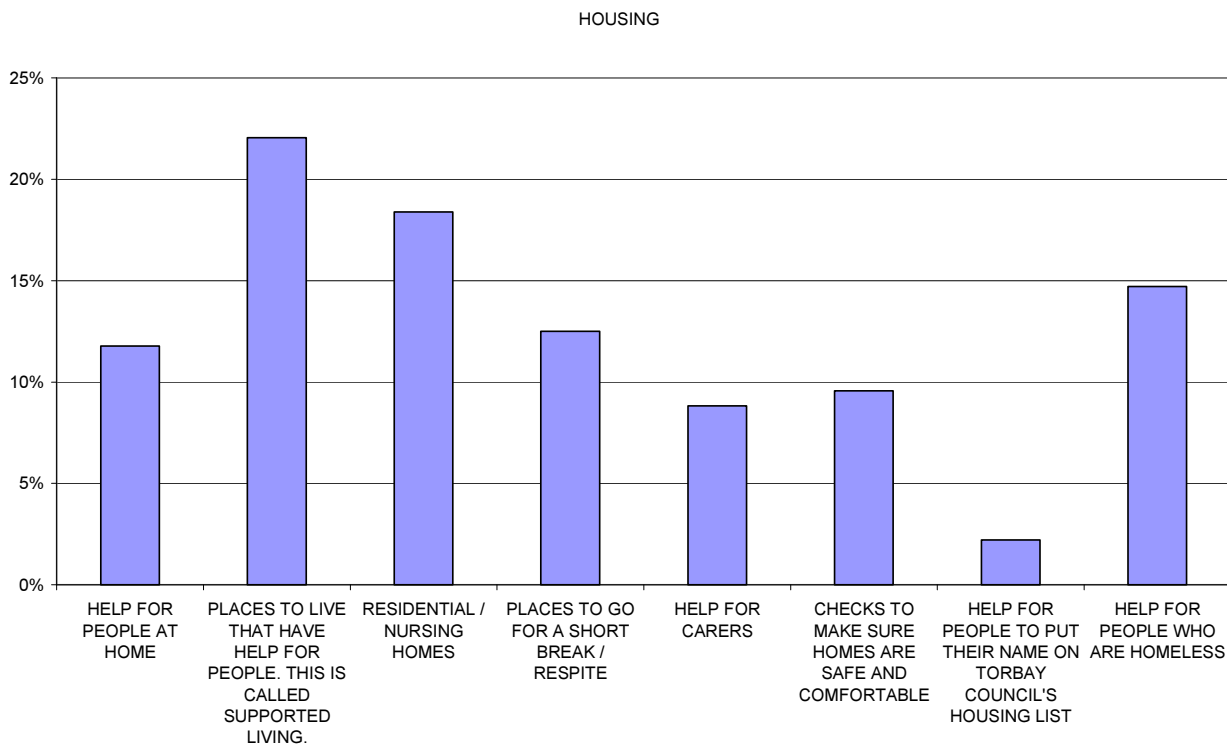
Rank	Proposal	YES	NO
1	Section 1 Proposal 7	96.89%	3.11%
2	Section 1 Proposal 1	96.35%	3.65%
3	Section 1 Proposal 8	95.78%	4.22%
4	Section 1 Proposal 2	90.67%	9.33%
5	Section 1 Proposal 3	89.06%	10.94%
6	Section 2 Proposal 4	88.94%	11.06%
7	Section 1 Proposal 9	87.01%	12.99%
8	Section 1 Proposal 4	86.29%	13.71%
9	Section 1 Proposal 5	82.13%	17.87%
10	Section 1 Proposal 6	80.06%	19.94%
11	Section 2 Proposal 1	73.79%	26.21%
12	Section 2 Proposal 3	66.72%	33.28%
13	Section 2 Proposal 2	41.44%	58.56%
14	Section 2 Proposal 5	31.53%	68.47%

Related Consultations

As part of an ongoing approach to reach as many residents in the bay, a series of hands on, interactive consultation exercises were organised last month. This involved 5 learning disability centres in the bay. These consultations focused on some of the same issues as the 'have your say in the bay' consultation programme. Respondents were asked to select the top five issues that they felt were most important to them. The results are as follows:

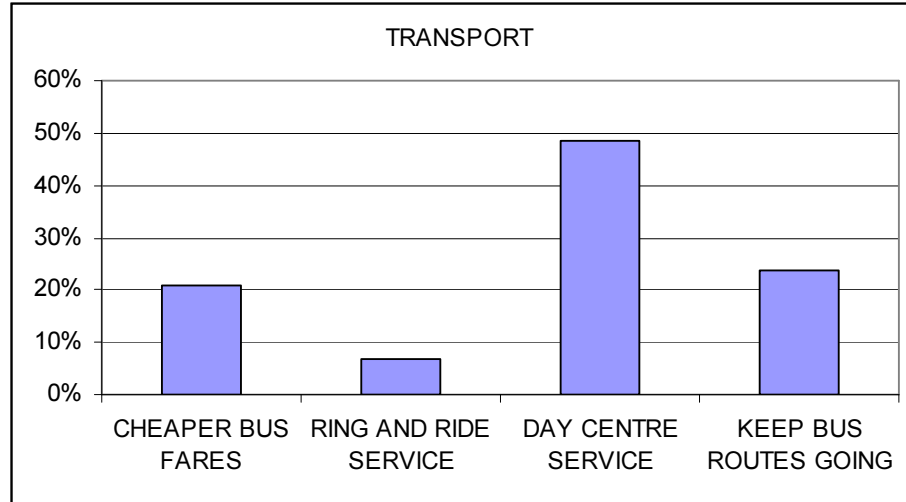
Housing:

A total of 136 respondents answered this section, with 22% indicating that *'Places to live that have help for people. This is called supported learning'* as one of their top five most important areas.



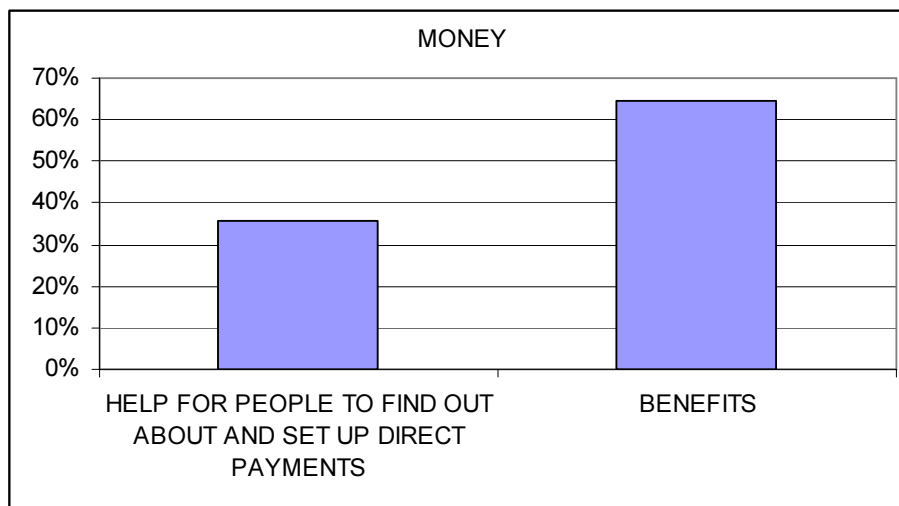
Transport:

A total of 130 respondents answered this section, with nearly half (48%) indicating that '*Day centre services*' as one of their top five most important areas.



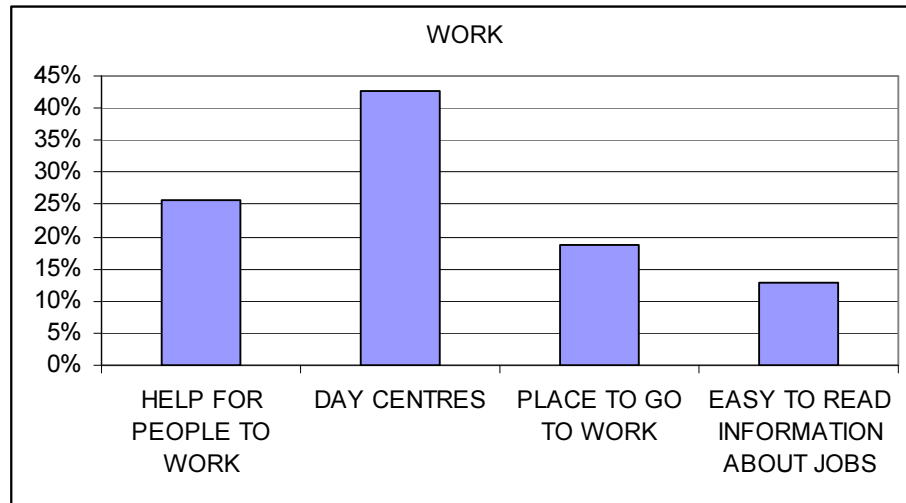
Money:

A total of 45 respondents answered this section, with 64% indicating that '*Benefits*' as one of their top five most important areas.



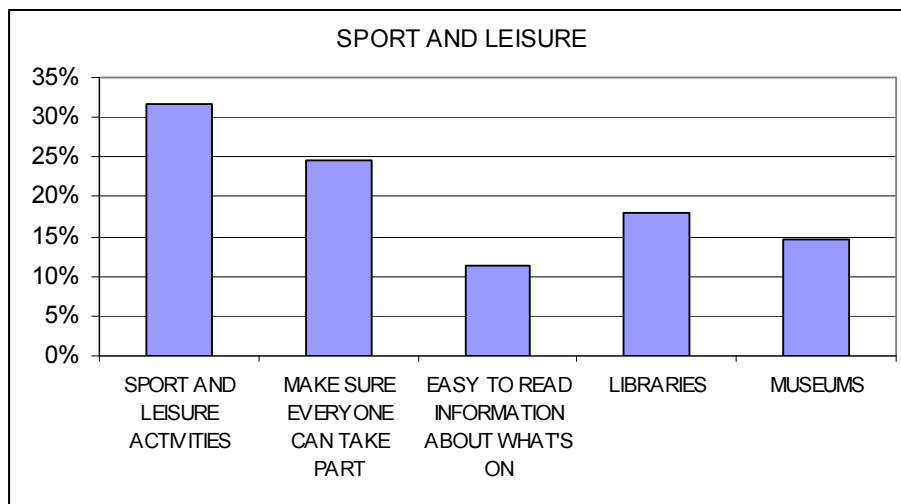
Work:

A total of 117 respondents answered this section, with 43% indicating that 'Day centres' as one of their top five most important areas.



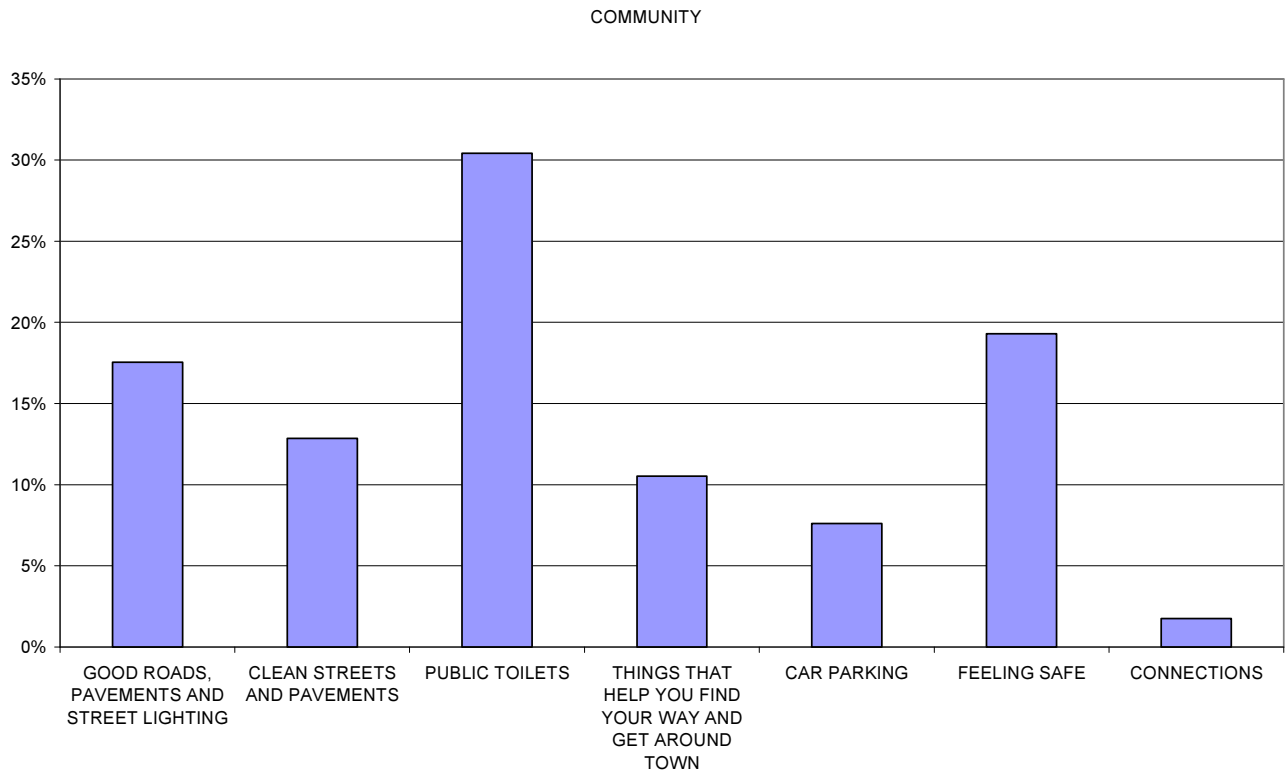
Sport and Leisure:

A total of 151 respondents answered this section, with 32% indicating that 'Sport and leisure activities' as one of their top five most important areas.



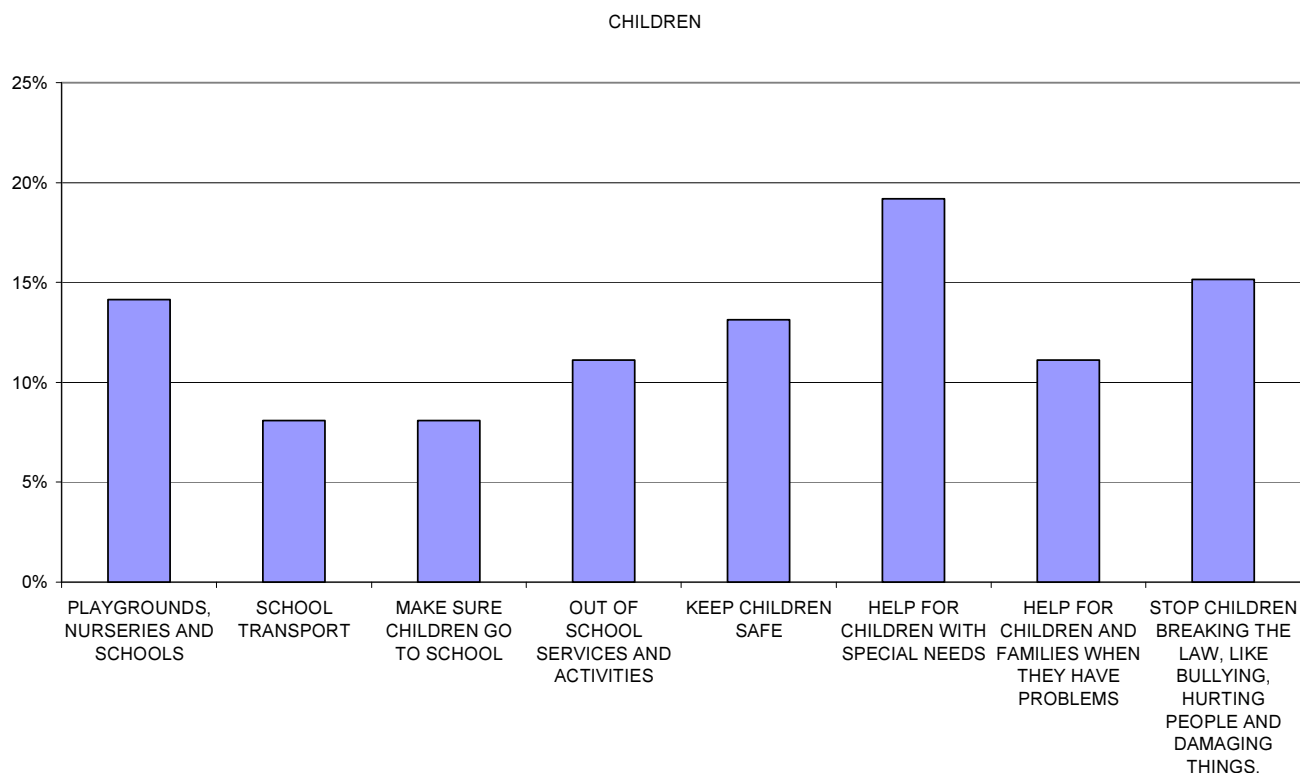
Community:

A total of 171 respondents answered this section, with 30% indicating that *'Public toilets'* as one of their top five most important areas.



Children:

A total of 99 respondents answered this section, with 19% indicating that *'Help for children with special needs'* as one of their top five most important areas.



The below table details the top and bottom five areas that the learning disability centre participants stated.

Top five responses		Count
Transport	DAY CENTRE SERVICE	63
Community	PUBLIC TOILETS	52
Work	DAY CENTRES	50
Sport and Leisure	SPORT AND LEISURE ACTIVITIES	48
Sport and Leisure	MAKE SURE EVERYONE CAN TAKE PART	37
Bottom five responses		
Transport	RING AND RIDE SERVICE	9
Children	SCHOOL TRANSPORT	8
Children	MAKE SURE CHILDREN GO TO SCHOOL	8
Housing	HELP FOR PEOPLE TO PUT THEIR NAME ON TORBAY COUNCIL'S HOUSING LIST	3
Community	CONNECTIONS	3

For further details on previous phase's and to view the complete report (available soon)

Please visit

www.torbay.gov.uk/consultation

The Consultation and Research Team would like to thank all Councillors and members of staff who assisted at the consultation events held around Torbay during January 2005.

Also, to thank the following Learning Disability centres and their service users:

Aspects

Hollacombe

NIDUS

Horizons

Torquay CRC