


Torbay Heritage Strategy Consultation Results July 2010



Brixham Harbour



Oldway Mansion Grounds



Torre Abbey

Contents

	Page
1. Background to the project	4
2. Consultation process	5
3. Summary of results	5
4. Evaluation of findings	6 - 12
5. Graphs to show full results	13 - 32
SECTION 1 – STANDARD QUESTIONNAIRE RESPONSES	13 - 24
SECTION 2 – CHILDREN'S QUESTIONNAIRE RESPONSES	25 - 32

Appendix A – Blank Questionnaires

1. Background to the project

The emerging Heritage Strategy is based upon the joint working of Torbay Council and the Torbay Development Agency (TDA) integrating widespread consultation with local and national stakeholders. The venture proposes to find the best approach to maintaining and developing Torbay's Heritage. The Heritage Strategy will become an important and exciting scheme to help restore and enhance important symbols of our local identity.

This project is based on partnership; a combination of public and private interest, actively seeking the economic regeneration of the area.

It is envisaged that Torbay's Heritage could help regenerate the Bay as part of regeneration initiatives such as the Mayor's Vision Programme, improve the quality of life and help sustain Torbay's tourism industry.

The outline objectives are:

- to develop a strategy that will assist in maintaining local and community identity
- to be mindful and respectful of the things that make Torbay a special place
- to contribute to the quality of life for residents and the community
- to initiate conservation led regeneration to maintain geographical and historical character
- to restore original and sentimental character to heritage assets
- to assist and encourage an already thriving tourist economy

The area of Torbay first gained a reputation as a destination for relaxation and convalescence during the Napoleonic Wars in the late 18th century. Its 'romantic' location and fantastic weather conditions were praised by families of naval officers stationed in the bay.

It was the Victorians, however, that coined the phrase the 'English Riviera', likening the area to its French equivalent. Sub-tropical plants and the Torbay Palm add to the Mediterranean feel, and these days the busy waterfronts are a hive of activity as both working and pleasure craft come and go.

Torbay comprises of three towns built alongside extensive coastline, woodlands and historical estates.

Torbay combines many areas of special architectural and historical interest, which are of great value to Torbay's residents and are important in attracting tourism to the Bay.



Beacon Cove, Torquay

The Heritage Strategy will form part of evidence base for the Local Development Framework (LDF) and will be taken into consideration when implementing projects within the Mayor's Vision Programme.

2. Consultation Process

In January 2010, a consultation period began to encourage the input of residents into the development of a new strategy for Heritage for Torbay.

The consultation period was heavily promoted through the council's website, local media and the Council's own quarterly publication, Your View. During the consultation period, a number of public events and meetings were held where approximately 1000 questionnaires were distributed and designated officers were on hand to talk to residents and encourage them to talk about and discuss what heritage meant to them and how it could be sustained for the future.

In addition, meetings were held during this time with other key stakeholders including ward and community partnerships and various related forums, groups and societies which have some involvement in the various aspects of Torbay's heritage.

As well as the standard questionnaire, a children's version was also produced and both of these were available online for completion via the council's website. (please see Appendix A for copies of the questionnaires.)

The engagement of Torbay's residents throughout this project is vital and a follow up event once the draft strategy has been completed, will take place in Autumn 2010 before the final version is completed in early 2011.

3. Summary of results

192 of the standard questionnaires were returned, with 62 children's questionnaires also being completed.

The evaluation of the findings is detailed on the following pages, with the full breakdown of the results following later in the report with graphs. These have been split into two sections to show the standard questionnaire responses and the children's responses.



Brixham Harbour

The full text comments can be found on the council's website, or contact Torbay Development Agency.

4. Evaluation of findings

Standard responses

When asking people **what heritage meant to them**, there was a high and varied response across all categories, showing that heritage is represented by a number of things, not just buildings or famous people.

However, the highest overall responses were buildings, maritime or naval history, museum collections and famous inhabitants. These were closely followed by geology, parks and gardens, nature and language or dialect. All of these choices had 50% or more of respondents feeling that this is what is meant by heritage.

This shows that heritage is definitely **more than just the Bay's built heritage**, although it is the most recognised representation. Torbay residents feel strongly also about green/open spaces and the geology/nature of the Bay. This reinforces Torbay's status as a **Geopark**, which is mentioned a number of times throughout the feedback.

A number of respondents also highlighted that heritage isn't just represented by the old, but that all people living in the Bay now, and any new development will become the heritage of the future.

When asking respondents for their **favourite places** they would want to be included in the strategy, the top responses were as follows:

Top 5 overall responses:

1. Oldway Mansion (14.1%)
2. Babbacombe Downs (13.5%)
3. Brixham Scala Hall & Theatres – general (both 12.8%)
4. Brixham – general & Brixham Theatre (both 10.3%)
5. Brixham Town Centre (9.6%)



Ballroom, Oldway Mansion

Just under half of all responses related to buildings within the Bay (48.3%), followed by parks and open spaces (19.4%), then general areas (14.4%). This shows that whilst heritage is not defined as only buildings, they make up the largest number of people's favourite places which they want to include in the strategy.

The largest proportion of overall responses for this question fell within the area of Torquay, with approximately 38% of the total examples. However the majority of the top responses cover Brixham (as can be seen in the top 5 responses), and in total the Scala Hall, theatre, town centre, Town Hall, museum, Berry Head, the whole town, harbour and the heritage fleet gained approximately 23.7% of the responses.

Responses falling within Paignton made up approximately 16.5% of the total response.

Generic responses, or those which specified the type of place (e.g. theatres) rather than an actual place made up 21.3% of total responses, with the final 0.5% falling outside of Torbay.

The fact that **Brixham** is largely represented despite being the smallest in population of the three towns, shows how strongly people feel about Brixham as a place with lots of heritage.

Oldway Mansion and Babbacombe Downs are unsurprisingly highly represented, this may be in part due to the fact that the community may have felt that these heritage assets were ‘**at threat**’ by development at the time of the consultation.



Babbacombe Downs, Torquay

Of the options given for respondents to choose for **which type of building** is important to them, each option gained a significant number of responses. However those which were selected by over 60% of total respondents include the following (in descending order): historic homes, ancient monuments, harbours, Victorian buildings, churches, fortifications, civic buildings, maritime buildings or vessels and railways/stations.

This is reflected in the next question which asks for examples of buildings which are important to them.

The top five examples given were: Oldway (27.3%), Torre Abbey (24%), Cockington and Berry Head (both with 19.8%), then harbours (17.4%) and railways (14.9%).

When asked to give examples of one place which represents the **character** of Torbay, the two joint top answers were **Oldway** and **Babbacombe**. This reinforces the earlier question when asking people’s favourite places where these were the top two responses.

This shows the importance of these two areas of Torbay, but again may be biased due to press coverage at the time of the consultation of potential development in these areas (which is going ahead at Oldway, but was withdrawn for Babbacombe Downs).



Princess Gardens, Torquay

The next two most popular responses were **Torquay seafront**, including Torre Abbey, the Promenade, Princess Gardens and Rock Walk, and **Brixham** in general.

Respondents were then asked to give examples of **local stories** which were important to them. The top answer with an outstanding majority was **Agatha Christie**, with 21.39%. (It should be noted that a number of respondents expressed that they feel Agatha Christie is too highly promoted overshadowing other local stories.)



Agatha Christie

In a distant second with 8.67% was Torre Abbey, followed by Brunel (8.09%), then links to famous people – general, and John ‘Babbacombe’ Lee (‘The man they couldn’t hang’) both with 7.51%.

Four out of the top five responses were linked to famous inhabitants of the Bay, reinforcing this as being a major part of Torbay’s heritage.

The next question asked respondents how they would use the heritage of the three towns to **benefit Torbay**. The highest selected option was tourism (86%), followed by education (66%) then the economy (58%).

‘Other’ comments given were predominantly focused on **promoting heritage**, including promoting the Bay to attract higher spending tourists, promoting famous people or stories, the Geopark and marine facilities.

Improving **local pride** and maintaining heritage assets for local people were also mentioned throughout the feedback. This highlights that Torbay should not just focus on using heritage to benefit tourism but to focus on the local residents as well.

When asked what **changes** people would make to benefit Torbay based on its heritage, the top response with 28.19% was to **preserve/restore and promote heritage buildings**. This was followed by increasing marketing of the Bay’s heritage with 9.40%. Preserving natural resources was third with 8.05%.

Although the main responses for this question were focused on preservation and restoration, throughout the feedback there are a number of comments which feel the need for Torbay to **move forward** and to use new development to enhance the existing heritage. Concerns are also raised throughout to ensure that any such development is sensitive and that it complements the existing heritage assets.

The final question asked if there was anything else that they would like to be included in the Heritage Strategy. This was to ensure that no areas were missed which were deemed important to the community.

The top response was the need to include **green/open spaces** in the strategy (19.35%). This may be due to the fact that many people immediately think of buildings when they think of heritage assets, and the public feel strongly that some of Torbay’s

top heritage assets are its green spaces. This is reflected throughout the feedback with areas like Babbacombe Downs, Berry Head and Princess Gardens etc. mentioned by a number of people.

The next highest response was to ensure **public involvement** in the strategy and to keep them informed (11.83%). This is a key part of the development of the strategy and the next steps of the project will be focussed on further consultation and buy in to heritage from the wider community, and not just those who are already taking an active interest. It is also the aim of the council and TDA to work together with existing heritage and special interest groups in order to help develop the strategy.

The third response was to support and increase **heritage events and tours** (9.68%). Cultural events are another aspect of heritage which will be addressed in the strategy.

Summary of standard questionnaire responses

From the feedback it can be seen that heritage is important to the local community, and that Torbay has a huge number of heritage assets, from buildings, green spaces, harbours, railways etc. to stories of famous inhabitants and the history of early man in the prehistoric Kent's Cavern.

Torbay's heritage spans millions of years and incorporates some of the most famous historical events recorded. There are a number of significant historical figures who have links to Torbay, many of which a number of residents may not even be aware of.

Torbay also has a diverse variety of architectural styles which represents how the Bay has developed over time. Added to this there is recognition that to keep up with other towns there must be an element of new development, but that it should be sensitive and complement what we already have, not overshadow it.

The consultation has given a good first glimpse into what is felt to be important to the community and provides a basis to build upon in taking forward development of the strategy.

It has highlighted areas which may have been missed, and given an insight into what the community would like the strategy to incorporate.

Following on from this initial consultation exercise, there will be further consultation with community partnerships, special interest groups, and the general public in order to help the strategy to take shape. This will include mapping and recording the Bay's heritage assets and setting heritage priorities in an action plan.



Anstey's Cove, Torquay

Children's responses

The children's questionnaire was designed by a young volunteer to help try and gauge young people's responses to similar questions to the adults. Some of the questions elicited responses which were slightly removed from the overall theme of heritage, however they have provided an insight into what is important to the young people of Torbay.

The first question asked was '**What does history mean to you**'. This is comparable to the question of what heritage means, in the standard questionnaire.

The two top answers were **Museums** (40%) then **old buildings** (37%). However just under a quarter of the children who responded recognised special days, caves, people and famous families as being a part of history as well.

These responses do not differ too much from the standard responses which placed buildings, museum collections and famous inhabitants in the top 4 answers.

The second question asked respondents what their **favourite place** in Torbay was. The highest overall answers included: Torquay (general) and Torquay town centre; beaches (general) and entertainment venues such as the cinema, bowling alley, Paignton Zoo and Rainbow fun house.

These responses differ greatly to the adult responses, however they do show what is important to the youth of Torbay. The places where young people spend their time at present are likely to become a part of their heritage as they grow older in Torbay.



Torquay Town Centre

Next they were asked what their **favourite types of building** were. An overwhelming majority (71% of all respondents) selected **cinemas**.

It is assumed that this is based on entertainment value as opposed to the heritage value of the buildings, but similar to the first question, it shows the **cultural** importance of such buildings which by the adult population may not be seen to be a heritage asset.

However it could be considered that Paignton Picture House, the old cinema on Torbay Road which is mentioned throughout the adult consultation, would have been popular in its heyday due to its entertainment value before becoming a heritage asset over time.

The next two highest responses were famous buildings (24%) and harbours (21%).

Question 4 asked what they would put in a **picture about Torbay**. This was an alternative question to which place represents the **character** of Torbay, in the standard questionnaire.



The highest response for this question was a **beach scene**, including sea views, seagulls, ice creams and general seaside activities. The second highest response was a **harbour scene**.

Together these represented 66% of the respondent's views, indicating that the Bay's **coastal location** including the harbours and beaches represents the character of the Bay from young people's perspectives.

The next question aimed to find out what **local stories** children would put into a Torbay History Guide. The top category of answers to this question were either inappropriate or negative stories/opinions, as opposed to being local stories. (E.g. fighting and litter). The second highest response was 'Don't know'. This indicates that local history is not widely known by young people, or is not felt to be important to them.

A few respondents did mention Victorian history, stone age history and Kent's Cavern, pirates and smugglers, Agatha Christie and John 'Babbacombe' Lee – the man they could not hang. However these were on a much lower scale than in the standard responses, where Agatha Christie was the top response.

When asked for other examples that would be put into a **history guide**, there were not many responses which were mentioned more than once, but **individual places/areas of interest** were listed by 25% of respondents. Similar to the question before 20% stated they didn't know.

This again indicates that local history is either not of high importance to young people, or that they are not aware of much of the Bay's history.

The children's questionnaire then asked respondents how the Bay's history could make the **economy** of Torbay better. This was a multiple choice question, and the two highest responses were **school trips** and **money**, both with 50%. This was closely followed by more people to visit with 39%, then wildlife reserves with 35%.

Apart from money and more people visiting, the options given do not necessarily relate directly to improving the economy, but it shows that half of the young people who responded felt that the Bay's history could contribute to school trips. This could be a positive way of getting young people **more engaged** with the Bay's heritage and raise their awareness of local history.

The final question asked how they feel **history could make Torbay better**. Just under half of the respondents (42%) gave examples relating to tourism and boosting visitor numbers to the Bay. The next highest response was to raise local awareness.

Summary of children's questionnaire responses

The youth responses to the Heritage Strategy consultation have shown a useful insight into what a number of young people think about Torbay.

Unfortunately a large majority of respondents were based in Torquay and responses came predominantly from one school. This therefore does not represent a balanced view of the youth across Torbay. Brixham and Paignton schoolchildren are likely to have knowledge of different stories and places which are closer to their homes and schools, and may have differing favourite places.

The feedback does however indicate that local heritage and the Bay's history is not widely known by young people, and that their main priorities are entertainment such as films, shops, bowling and the zoo.

It is recognised though that heritage is not just about the old but about what we have now and how that will become the heritage of the future. It is therefore useful to find out what is valued by the future generations of Torbay residents.

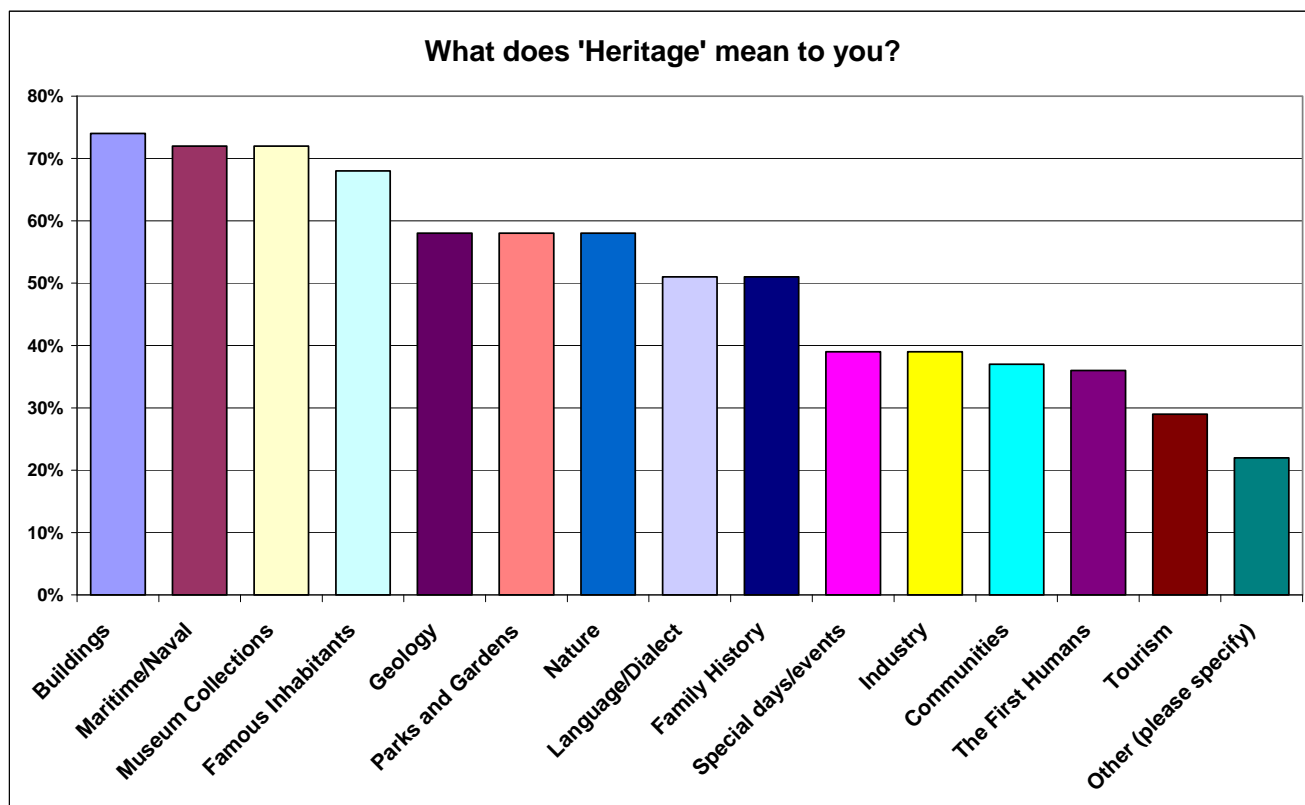
Further consultation will be carried out both with adults and young people in order to further develop the strategy in due course.

5. Graphs to show full results

SECTION 1 – STANDARD QUESTIONNAIRE RESPONSES

Question 1 - What does "Heritage" mean to you?

Respondents were asked to select as many options as they wished for this question. Of the 192 returned questionnaires, there were 1429 responses to this question. The proportion of these can be seen in the graph below:

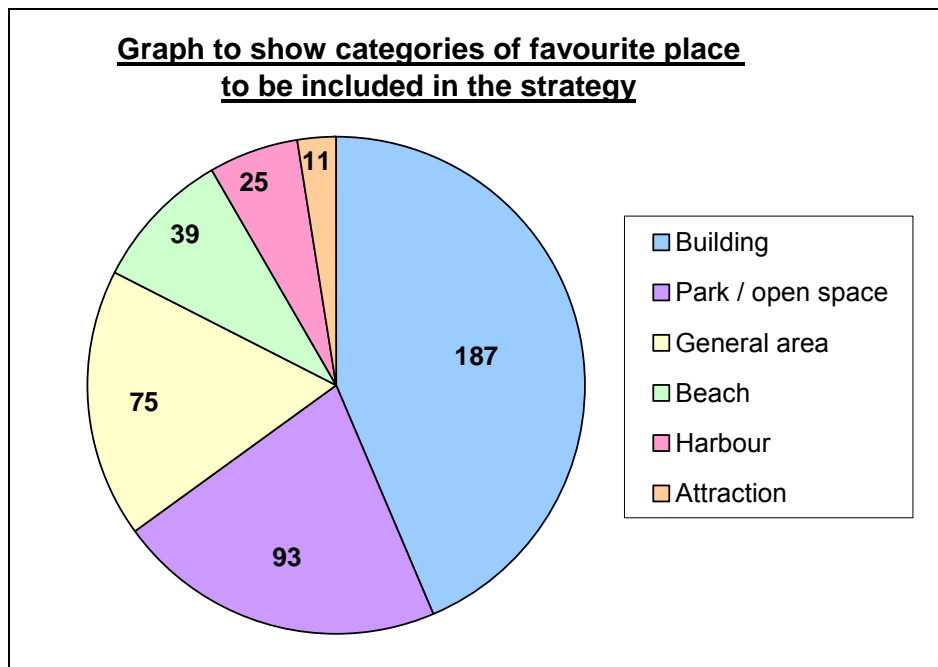


There were 132 responses in the free text box, which includes the specified 'other' responses. These are categorised as can be seen in the table below, (To see all the comments please refer to the full text comments report)

Other	No.	Other	No.	Other	No.
Buildings	19	Artefacts	3	Local societies	1
Historical events	12	Geology	3	Sport/cultural history	1
Nature	10	Famous inhabitants	2	Family history	1
Links with the Past	7	War/defence	2	Traditional music	1
Culture	7	Agriculture	2	Historic boundaries	1
Parks and Gardens	6	Infrastructure	2	Piers	1
Coast/beaches	6	Working people	2	Maritime/na val	1
General statement	6	Footpaths	2	Protection of legacies	1
Town	5	Food	2	Tourism	1
Restoration	4	Industry	2	Residential	1
Sense of History	4	Fishing	2	Crafts	1
Tradition	4	Special days/events	2		
Museum collections	3	Art	2		

Question 2 - Do you have a favourite place you would like to include in the strategy?

Respondents were asked to name a favourite place of their choice in this 'free text' question. 81.3% of total respondents completed this question, some people named more than one place or type of place. The overall number of individual responses was 430 and these have been categorised in the graph below:



Of the above responses the information on the next few pages shows the breakdowns of each category chosen. (*The full comments can be found in the full text comments report*)

BUILDINGS CATEGORY (within Question 2):

The following table shows the breakdown by number of the responses in the buildings category. (*The full comments can be found in the full text comments report*)

Building	No.	Building	No.	Building	No.
Oldway Mansion	22	Brixham Museum	5	Monastery	2
Brixham Scala Hall	20	Cinemas	4	Partial Remains	2
Theatres 20		Hotels	4	Torquay Museum	2
Brixham Theatre	16	Clock Towers	3	Libraries	1
Torquay Town Hall	12	Cockington Court	3	Paignton Hospital	1
Generic	10	Large houses	3	Parkfield House	1
Torre Abbey	10	Prison Buildings	3	Pubs and Inns	1
Brixham Town Hall	8	Streets/Roads	3	Spanish Barn	1
Museums 8		Towers	3	Wells	1
Pavilion, Torquay	8	Bridges	2		
Churches 6		Kirkham House	2		

PARKS AND OPEN SPACES CATEGORY (within Question 2):

The following table shows the breakdown by number of the responses in the parks and open spaces category. (*The full comments can be found in the full text comments report*)

Park / open space	No.	Park / open space	No.	Park / open space	No.
Babbacombe Downs	21	Tessier Gardens	3	Grove Woods	1
Berry Head Country Park	8	Chapel Woods	2	Kitson Park	1
Princess Gardens	8	Countryside	2	Manscombe Woods	1
All Parks and Gardens	6	Daddy Hole Plain	2	Paignton Reservoir	1
Paignton Green	5	Oldway Park	2	Palace Avenue Park	1
Cockington Park	4	Petitor Downs	2	Scotts Meadow	1
Torre Abbey Gardens	4	Scadson Woods	2	Thatcher's Point	1
Walls Hill	4	Blagdon Farm	1	Victoria Park	1
Rock Walk	3	Clennon Valley	1	Yalberton Valley	1
Cary Park	3	Great Hill, Barton	1		

GENERAL AREAS CATEGORY (within Question 2):

The following table shows the breakdown by number of the responses in the general areas category. (*The full comments can be found in the full text comments report*)

General area	No.	General area	No.
Brixham 16		Babbacombe	4
Brixham Town Centre	15	Barton	1
Torquay 12		Clennon Valley	1
Cockington 9		Edginswell	1
Paignton 9		Oddicombe	1
St Marychurch	5	Petitor Torquay	1

BEACHES CATEGORY (within Question 2):

The following table shows the breakdown by number of the responses in the beaches category. (*The full comments can be found in the full text comments report*)

Beach	No.	Beach	No.
Generic 8		Paignton Beach	2
Oddicombe beach	5	Hollicombe beach	1
Meadfoot beach	5	Beacon cove	1
Goodrington sands	3	Preston beach	1
Babbacombe beach	3	Redgate beach	1
Broadsands 3		Shoalstone pool	1
Slapton sands	2	Churston cove	1
Coastal Paths	2		

HARBOURS CATEGORY (within Question 2):

The following table shows the breakdown by number of the responses in the harbours category. (*The full comments can be found in the full text comments report*)

Harbour	No.
Paignton 9	
Torquay 9	
Brixham 7	

ATTRACTIONS CATEGORY (within Question 2):

The following table shows the breakdown by number of the responses in the attractions category. (*The full comments can be found in the full text comments report*)

Attraction	No.	Attraction	No.
Babbacombe Cliff Railway	3	Kents Cavern	1
Steam Railway	3	Occombe farm	1
Brixham Cavern	1	Paignton Zoo	1
Heritage Vessels	1		

Examples of favourite places named in Question 2:



Torquay Harbour



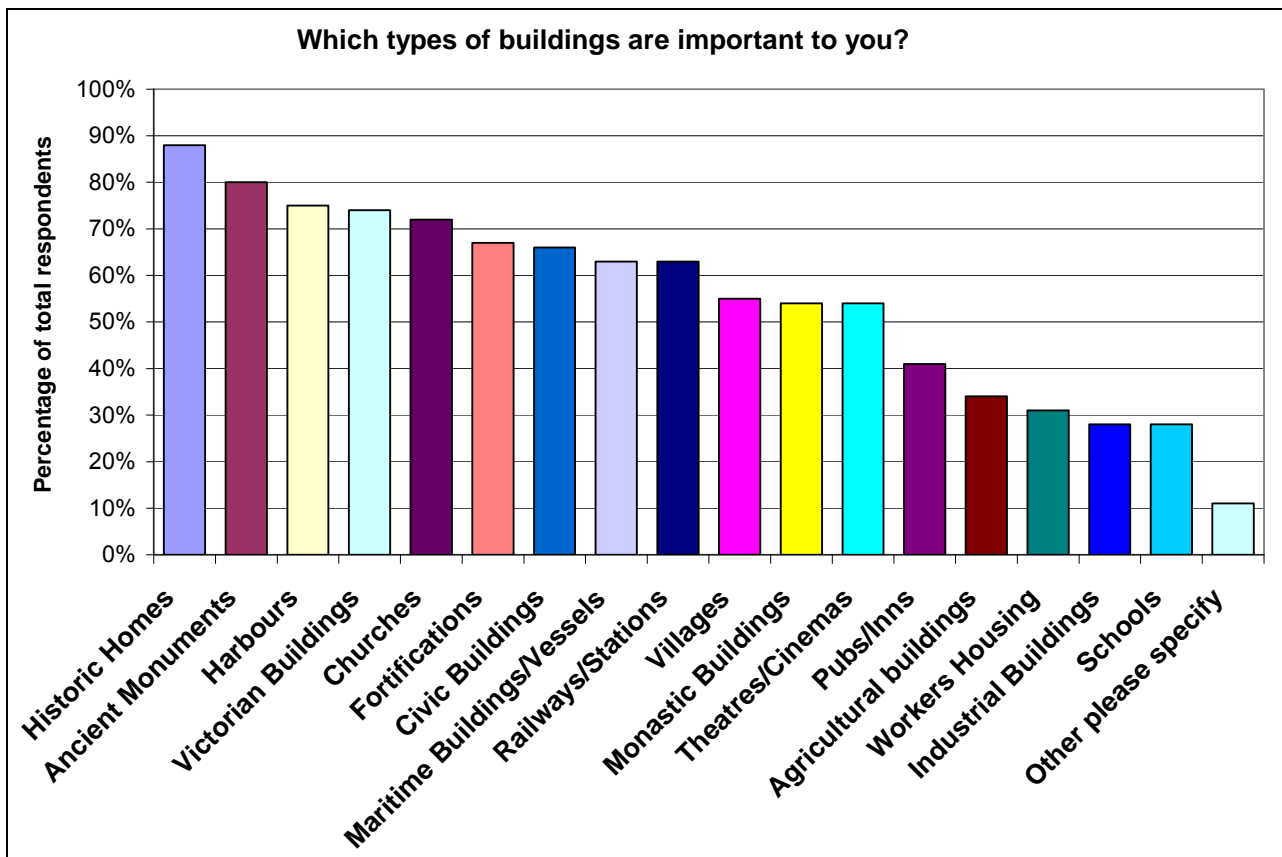
Brixham Town Centre



Oldway Mansion, Paignton

Question 3 - What types of buildings are important to you?

Respondents were asked to select as many options as they wished for this question. Of the 192 returned questionnaires, there were 1810 responses to this question. The proportion of these can be seen in the graph below:

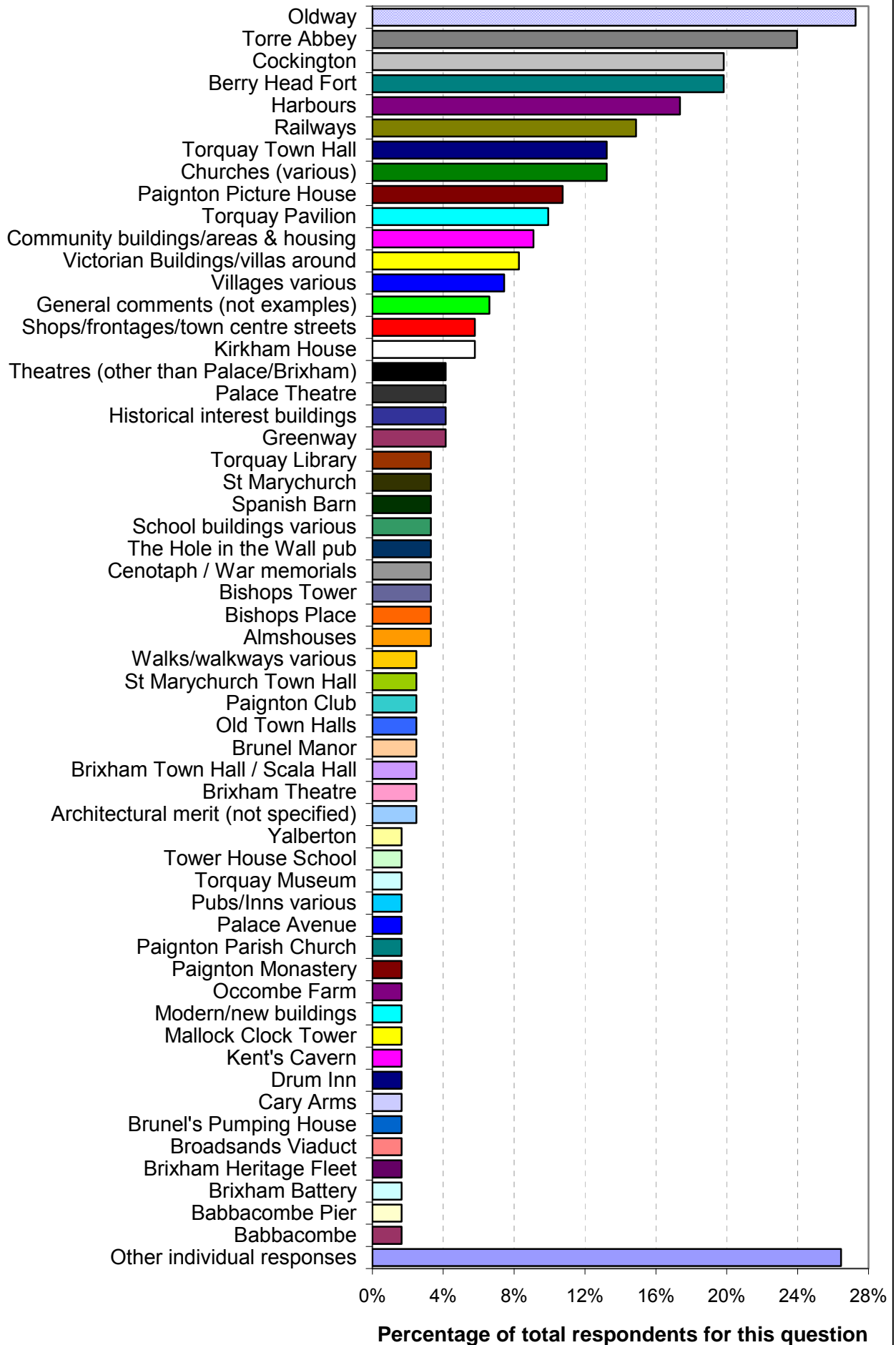


The 'other' responses have been categorised as can be seen in the table below (*to see all the comments please refer to the full text comments report*):

Other	No.	Other	No.
Shop Fronts	8	Spanish Barn	4
<i>Not Buildings</i>	8	Thatched Roofs	3
Neighbourhoods 7		Hotels Etc	3
20th Century	6	Towers / Clock Towers	3
Museums 5		Caves	2
Memorials 5		Beach Huts	1
Pavilion 5		Wells	1
Bishops Place	4	Prisons	1

The second part of the question went on to ask for specific examples of their choices from the above categories. The results have been grouped together and examples with more than one mention can be seen in the graph on the following page along with the percentage they make up of the responses given:

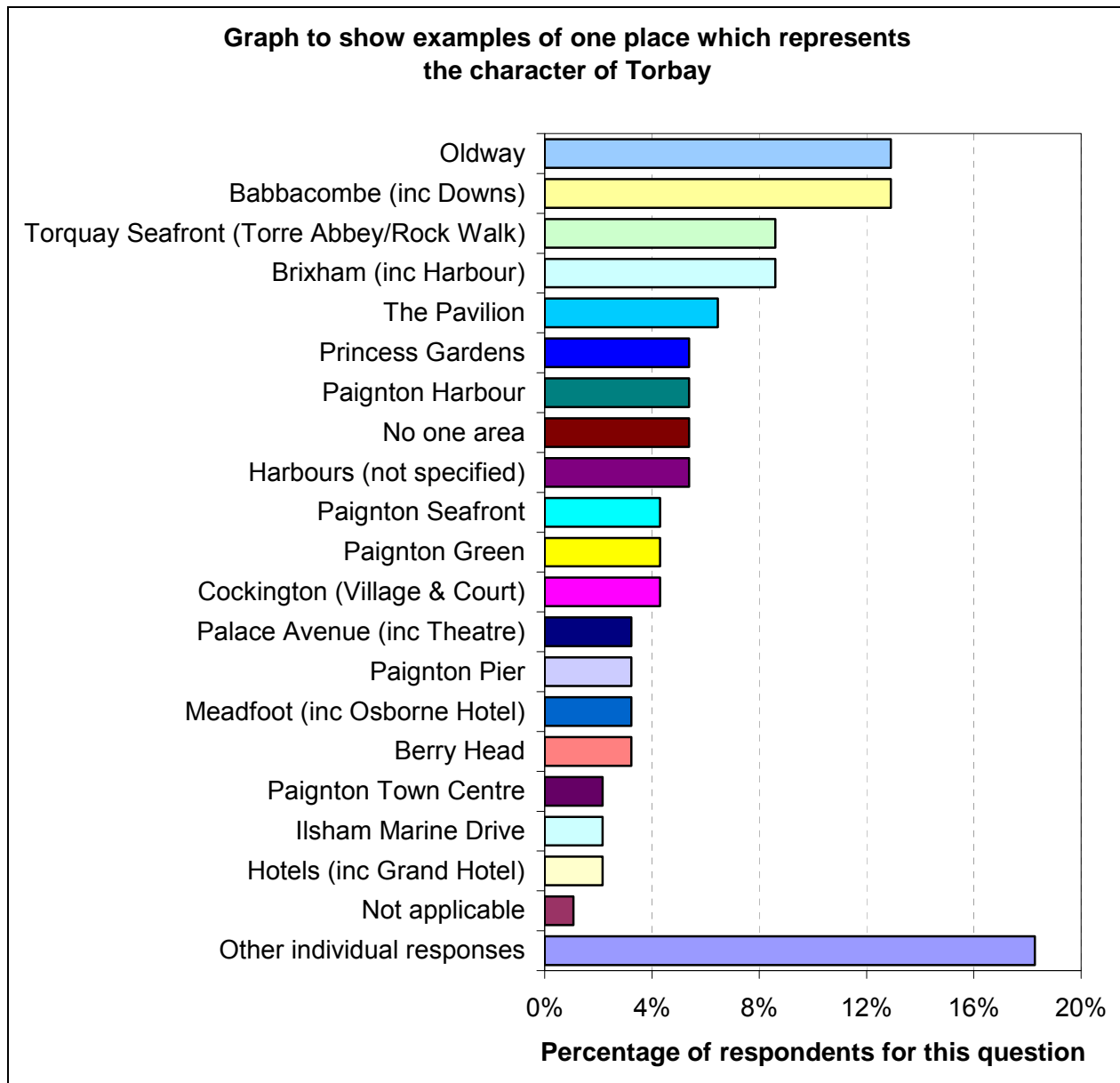
Graph to show examples given of buildings which are important to people (Q3)



Question 4 – If there is one place in Torbay that represents the character of Torbay – where is it?

Respondents were asked to name one place in Torbay which represents the character of the Bay in this 'free text' question. 83.3% of total respondents completed this question, some people named more than one place or type of place.

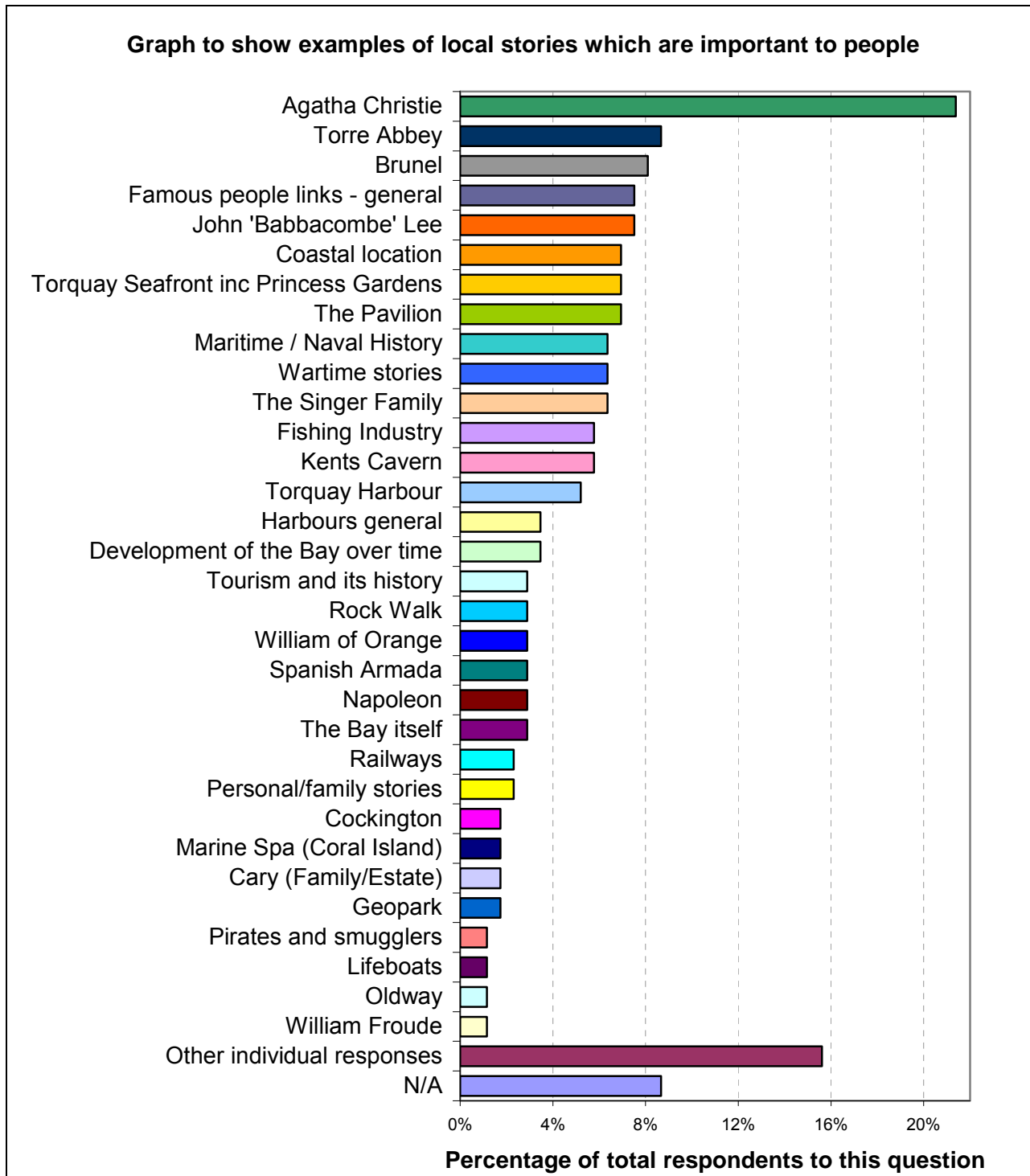
The results have been grouped together and examples with more than one mention can be seen with the percentage of respondents in the below graph:



Question 5 - Which local stories are important to you?

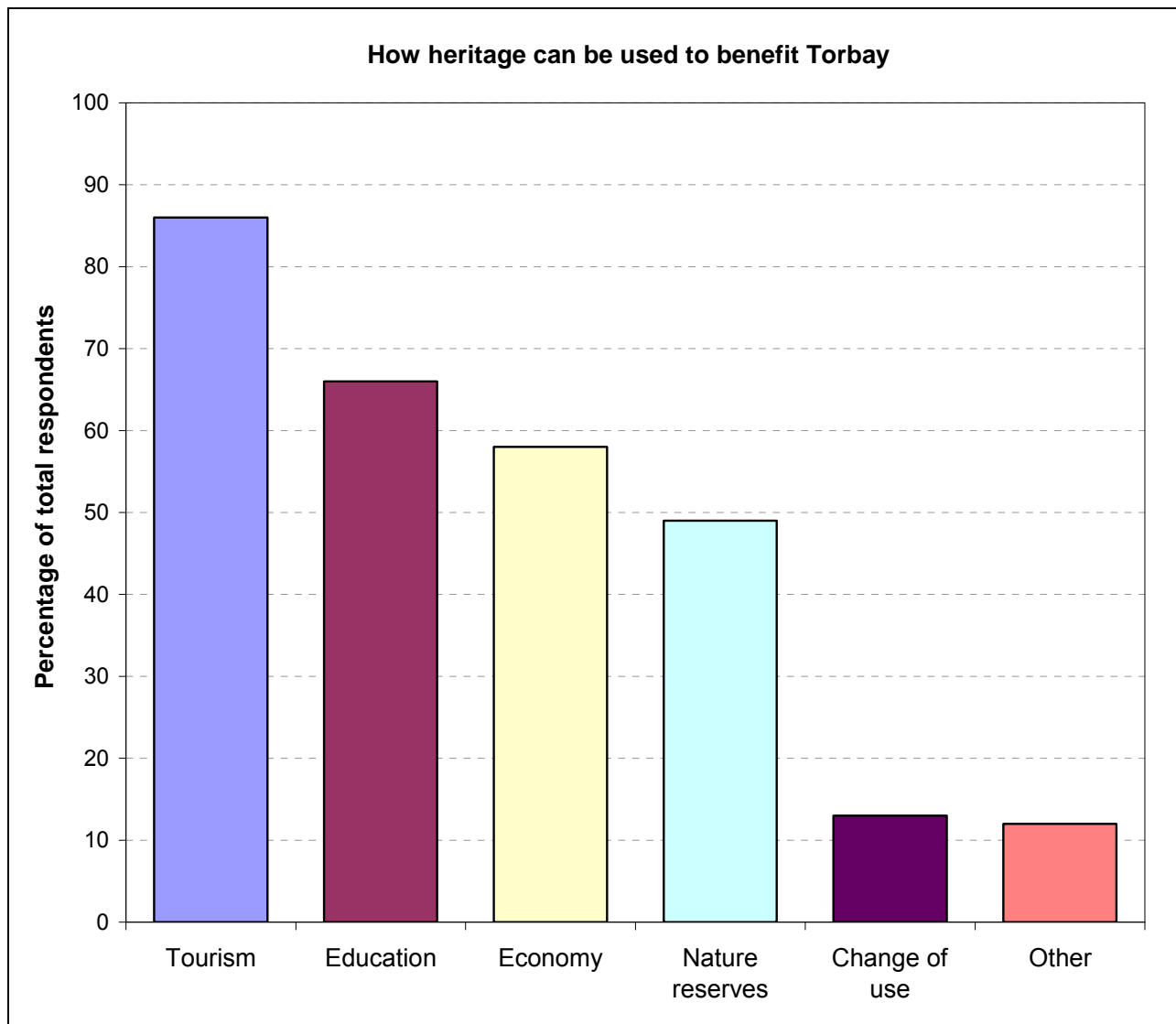
Respondents were asked to give examples of stories which are important to them in this 'free text' question. 64.1% of total respondents completed this question, some people gave more than one example.

The results have been grouped together and examples with more than one mention can be seen with the percentage of respondents in the graph below:



Question 6 - How would you use the heritage of Torquay, Paignton and Brixham to benefit Torbay?

Respondents were asked to select as many options as they wished for this question. Of the 192 returned questionnaires, there were 517 responses to this question. The proportion of these can be seen in the graph below:



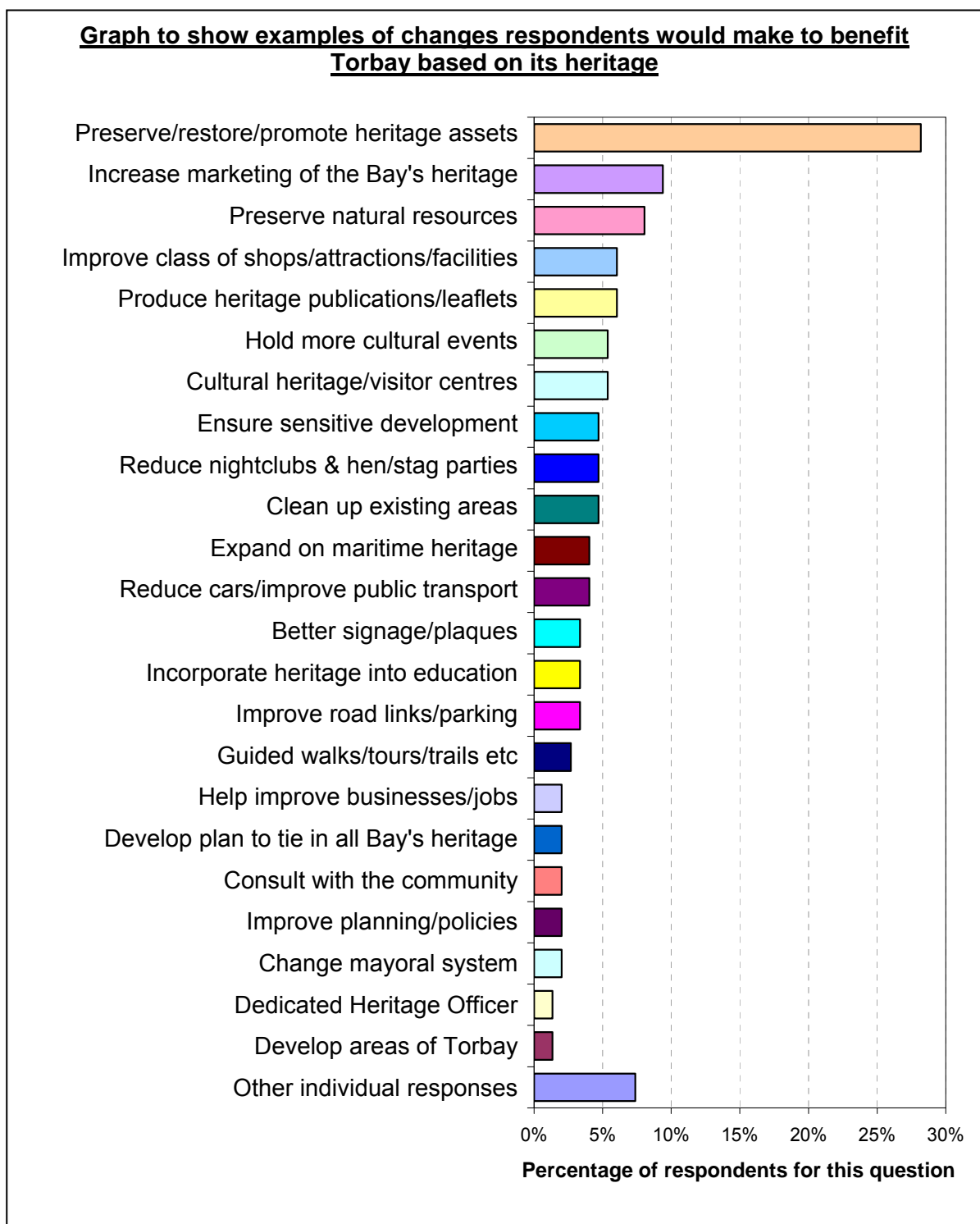
The 12% of 'other' responses are categorised as can be seen in the table below (*to see all the comments please refer to the full text comments report*):

Other	%
Promote Bay to attract higher spending tourists	20.00%
Preserve and enhance Torbay's heritage	18.33%
Improve local pride	16.67%
<i>Other individual responses</i>	16.67%
More promotion of famous people/stories	8.33%
Promote Geopark status	6.67%
Promote/improve marine facilities/areas	6.67%
Maintain for local residents	3.33%
Maximise the individual nature of the 3 towns	3.33%

Question 7 - What changes would you make to benefit Torbay based on its Heritage?

Respondents were asked to give examples of changes they would make to benefit Torbay in this 'free text' question. 77.1% of total respondents completed this question, some people gave more than one example.

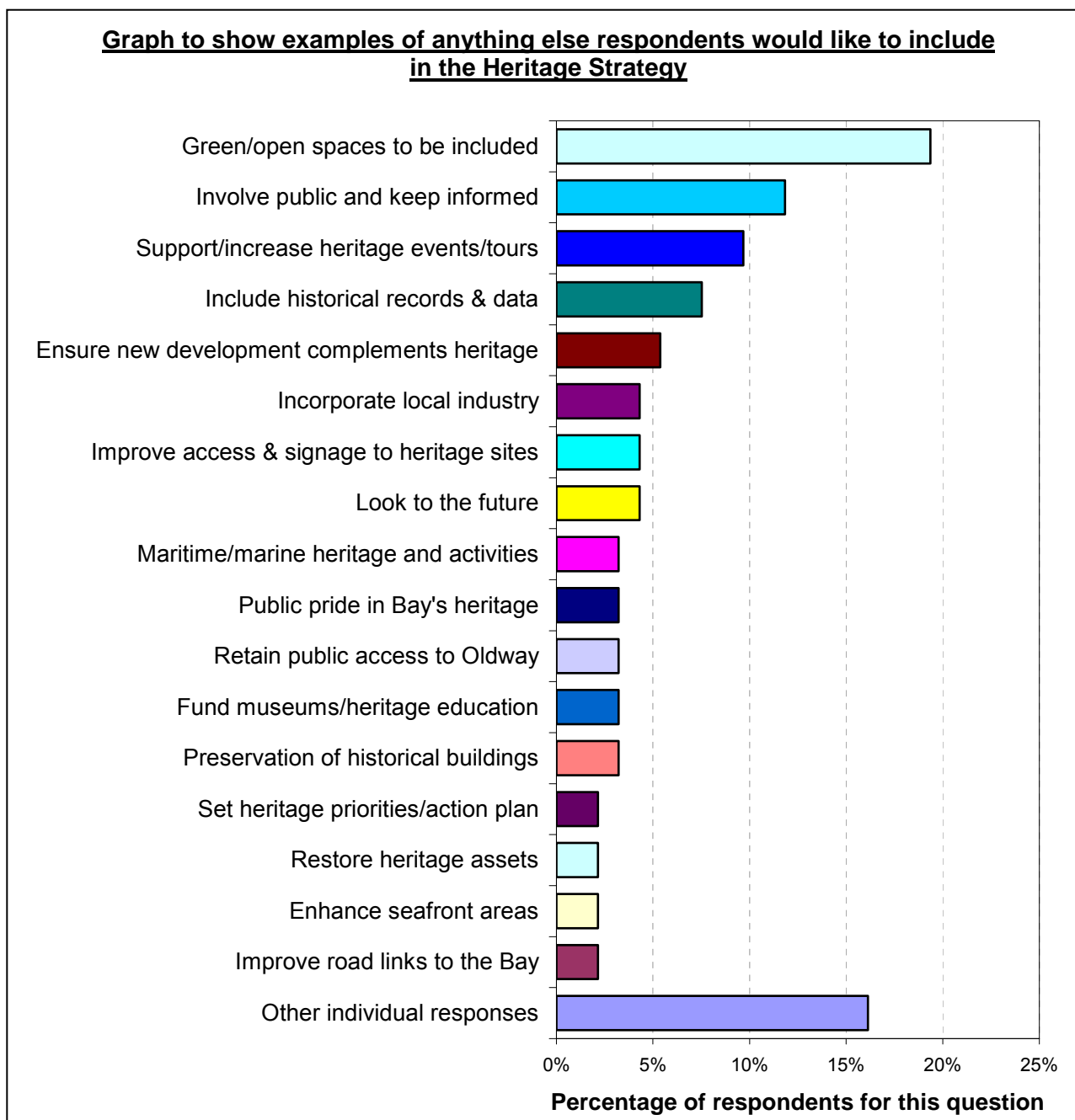
The results have been grouped together and examples with more than one mention can be seen with the percentage of respondents in the graph below:



Question 8 - Is there anything else that you would like to include in your Heritage Strategy?

Respondents were asked to give examples of anything else they would like to include in the Heritage Strategy in this 'free text' question. 47.9% of total respondents completed this question, some people gave more than one example.

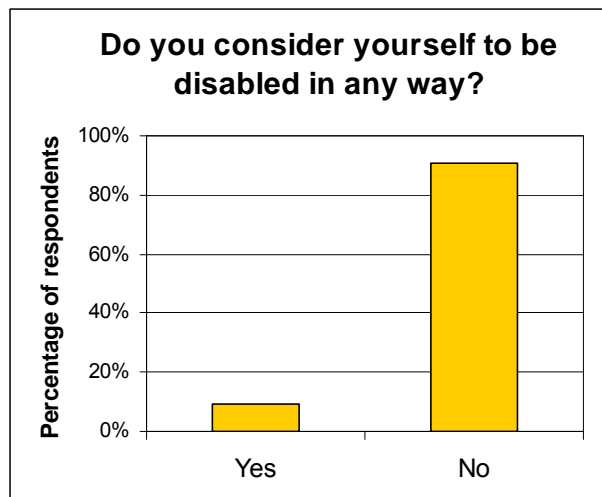
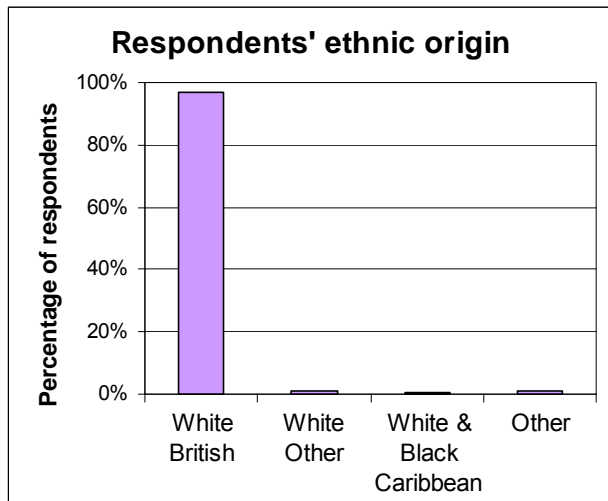
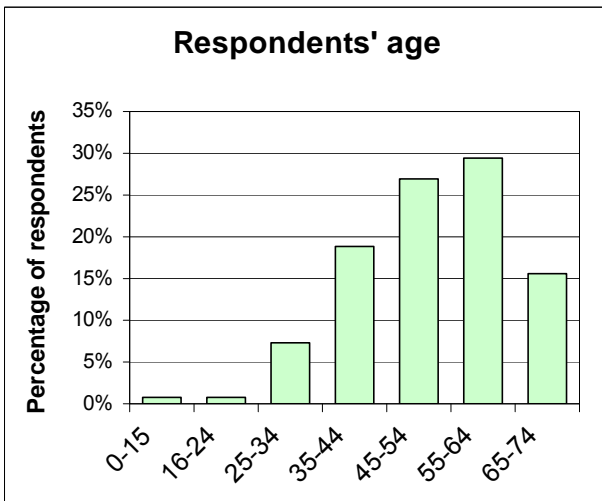
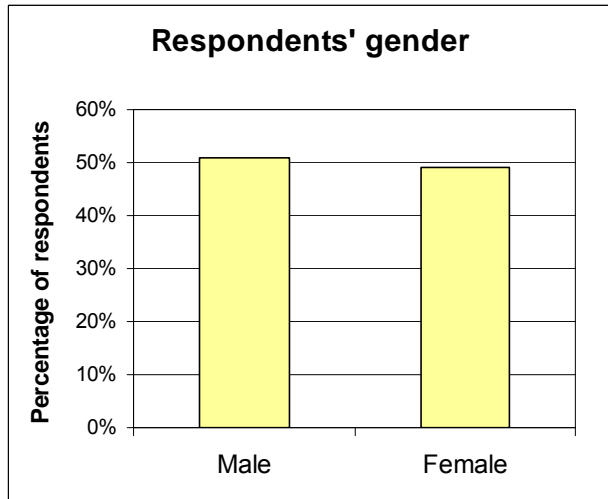
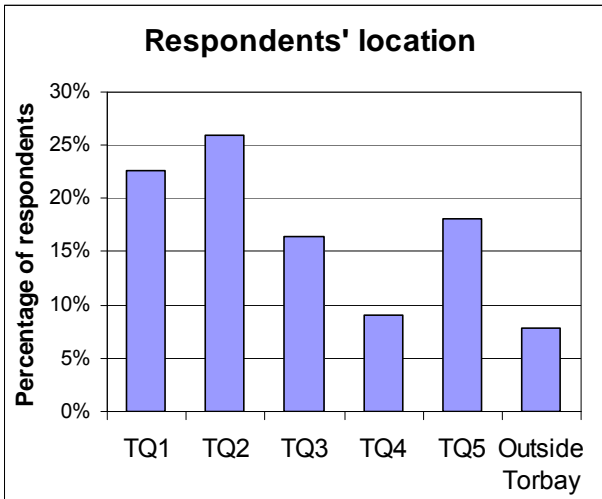
The results have been grouped together and examples can be seen with the percentage of respondents in the graph below:



Question 9 - Would you like to be involved in further consultation about the Heritage Strategy?

56% of respondents who completed this question stated they would like to be further involved in consultation about the Heritage strategy. 44% expressed that they did not want to be involved further.

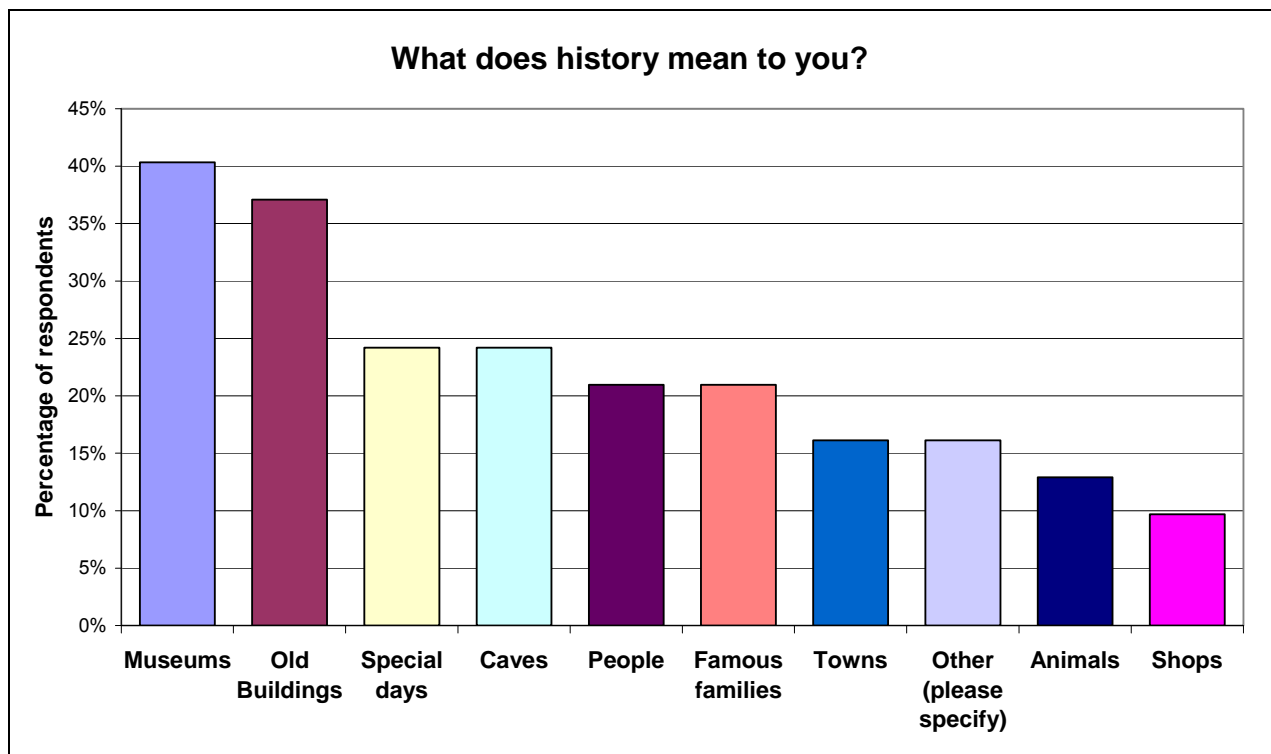
FURTHER INFORMATION ABOUT RESPONDENTS (STANDARD QUESTIONNAIRES)



SECTION 2 – CHILDREN’S QUESTIONNAIRE RESPONSES

Question 1 - What does history mean to you?

Respondents were asked to select as many options as they wished for this question. Of the 62 returned questionnaires, there were 138 responses to this question. The proportion of these can be seen in the graph below:



There were 11 responses in the free text box, which includes the specified 'other' responses. Categories which do not relate to the question have been labelled 'Non applicable'.

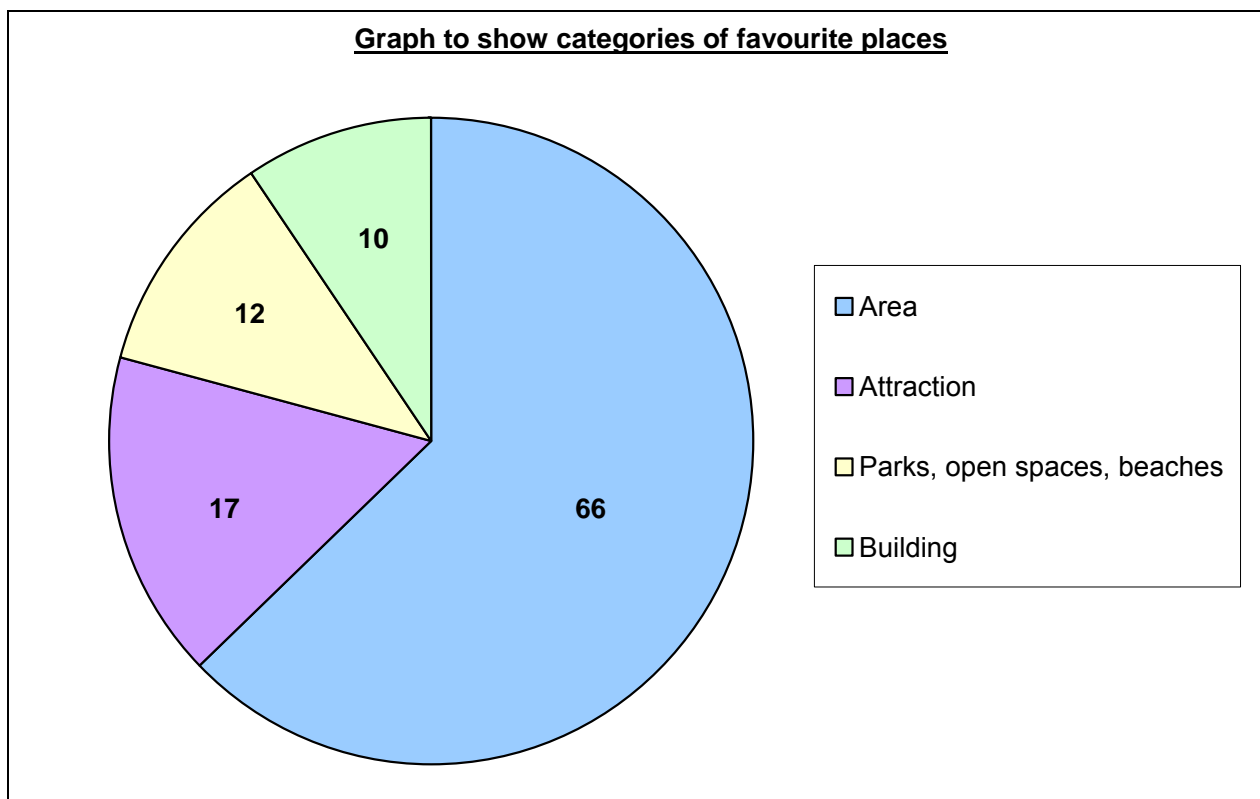
These are categorised as can be seen in the table below. (*The full comments can be found in the full text comments report*)

Other	No.
Prehistory (dinosaurs)	1
Historical places	1
Villages	1
General statement	1
Tourism	1
Sense of History	1
Non applicable	5

Question 2 - What is your favourite place in Torbay?

Respondents were asked to name a favourite place of their choice in this 'free text' question. 97% of total respondents completed this question, some people named more than one place or type of place.

The overall number of individual responses was 104 and these have been categorised in the graph below:



Of the above responses the following information shows the breakdowns of each category chosen. (*The full comments can be found in the full text comments report*)

AREA CATEGORY (within Question 2):

The table to the right shows the breakdown by number of the responses in the area category.

(*The full comments can be found in the full text comments report*)

Area	No.
Torquay & town centre	55
Paignton	6
Brixham	2
Outside Torbay	3

ATTRACTIONS CATEGORY (within Question 2):

The table to the right shows the breakdown by number of the responses in the attractions category.

(*The full comments can be found in the full text comments report*)

Attraction	No.
Bowling alley	5
Paignton Zoo	5
Rainbow Funhouse	5
Living Coasts	2

PARKS/OPEN SPACES & BEACHES CATEGORY (within Question 2):

The table to the right shows the breakdown by number of the responses in the parks/open spaces & beaches category.

Park/open space/beach	No.
Generic beaches	9
Torquay Harbour	2
Paignton Green	1

(The full comments can be found in the full text comments report)

BUILDINGS CATEGORY (within Question 2):

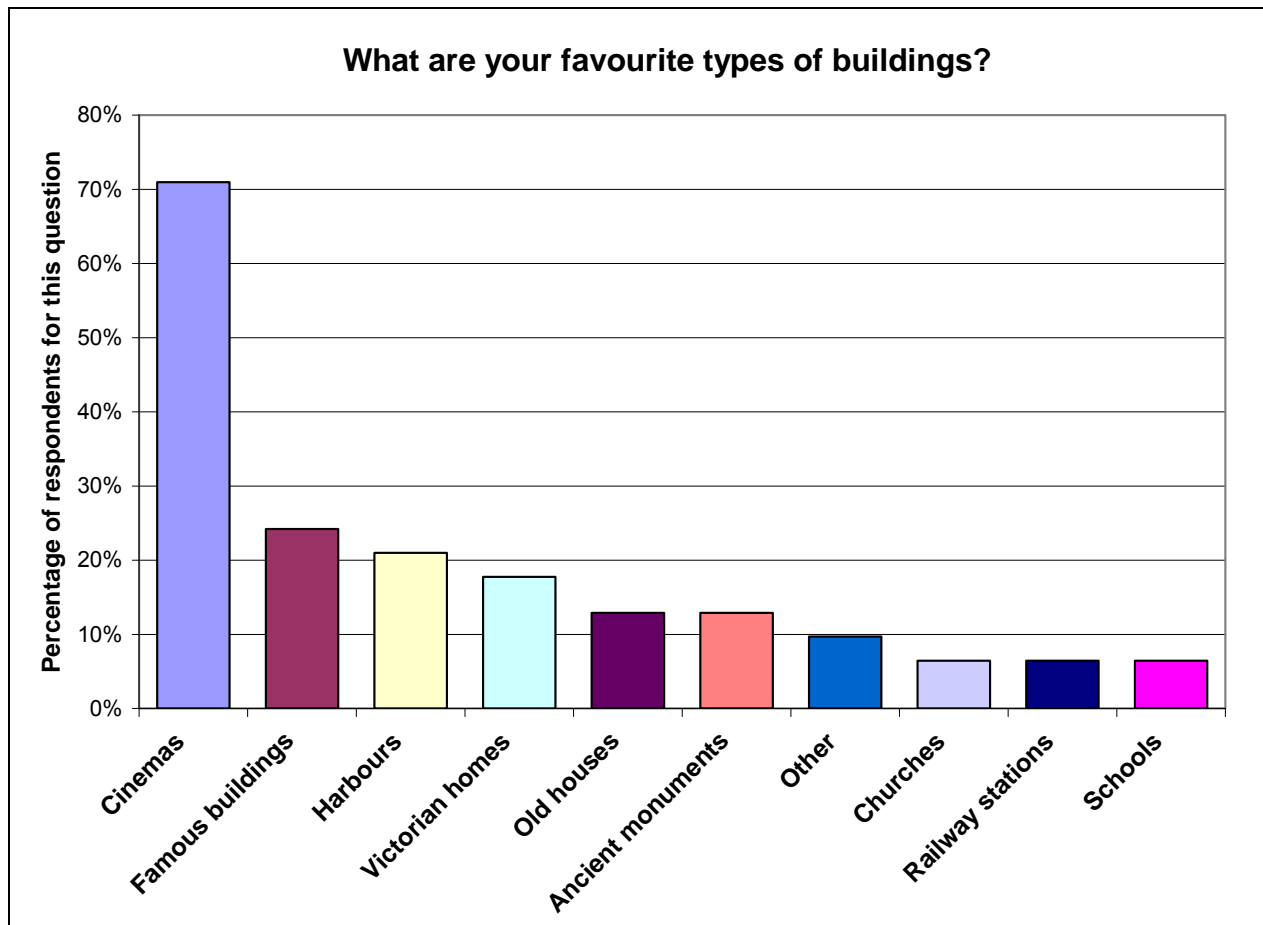
The table to the right shows the breakdown by number of the responses in the buildings category.

Building	No.
Fast food outlets	5
Torquay Museum	3
Cinemas	2

(The full comments can be found in the full text comments report)

Question 3 - What are your favourite types of buildings?

Respondents were asked to select as many options as they wished for this question. Of the 62 returned questionnaires, there were 129 responses to this question. The proportion of these can be seen in the graph below:



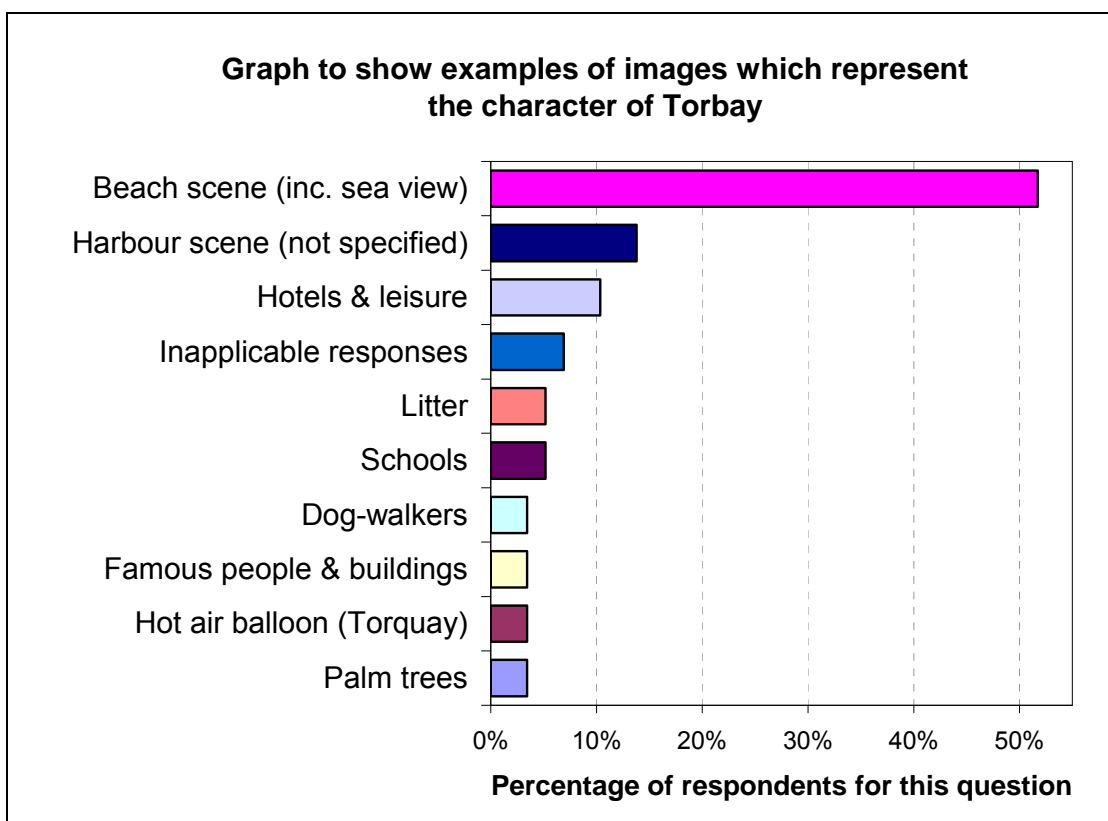
The 'other' responses have been categorised as can be seen in the table below (*to see all the comments please refer to the full text comments report*):

Other	No.
Shops	3
Victorian villages	1
Football stadium	1
Glass buildings	1
Caves	1
Thatched cottages	1

Question 4 - What would you put in a picture about Torbay?

Respondents were asked to describe a picture which would represent the character of Torbay in this 'free text' question. 93.4% of total respondents completed this question; some children described more than one image or scene.

The results have been grouped together and examples with more than one mention can be seen with the percentage of respondents in the below graph:

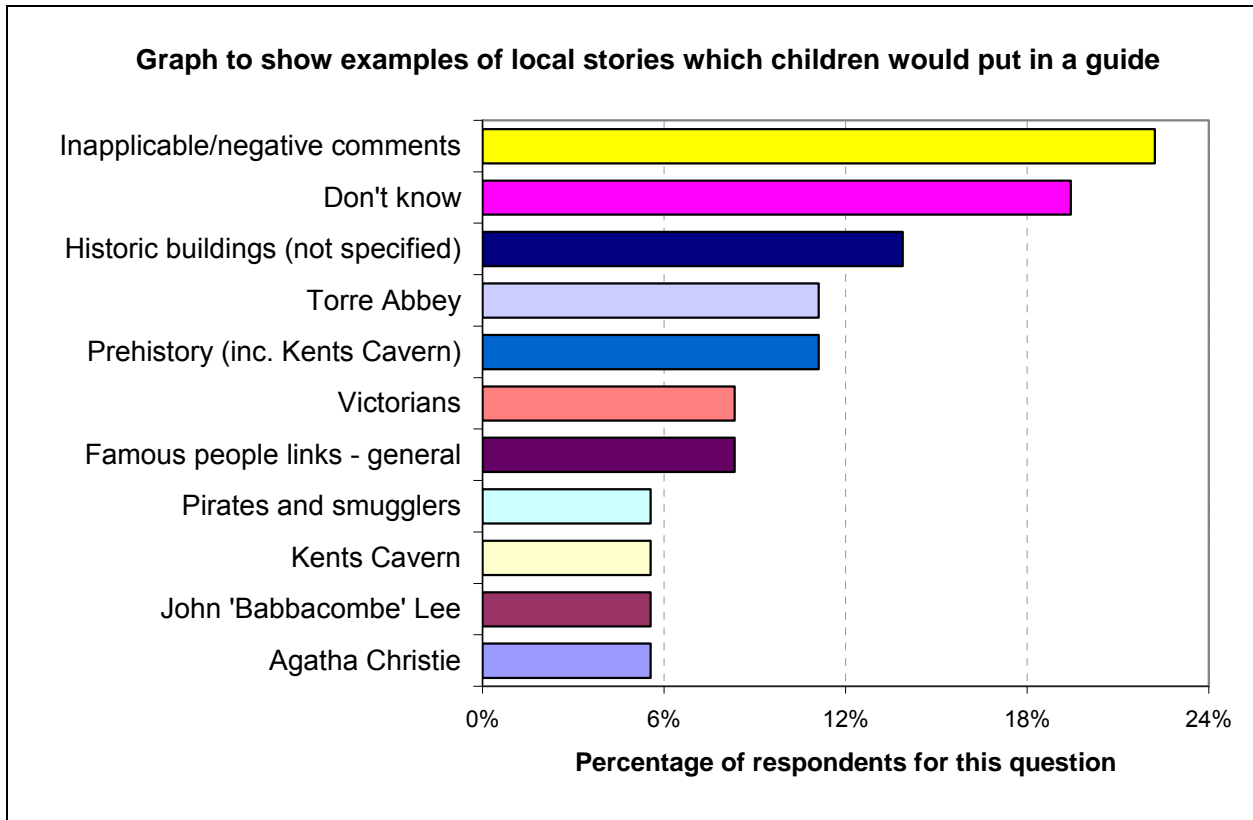


The top answer by far for this question with 52% was a beach scene, which included seagulls, ice-creams and general seaside activities.

Question 5 - What local stories would you put in a Torbay History Guide?

Respondents were asked to give examples of local stories which they would put in a Torbay History Guide in this 'free text' question. 69.0% of total respondents completed this question, some children gave more than one example.

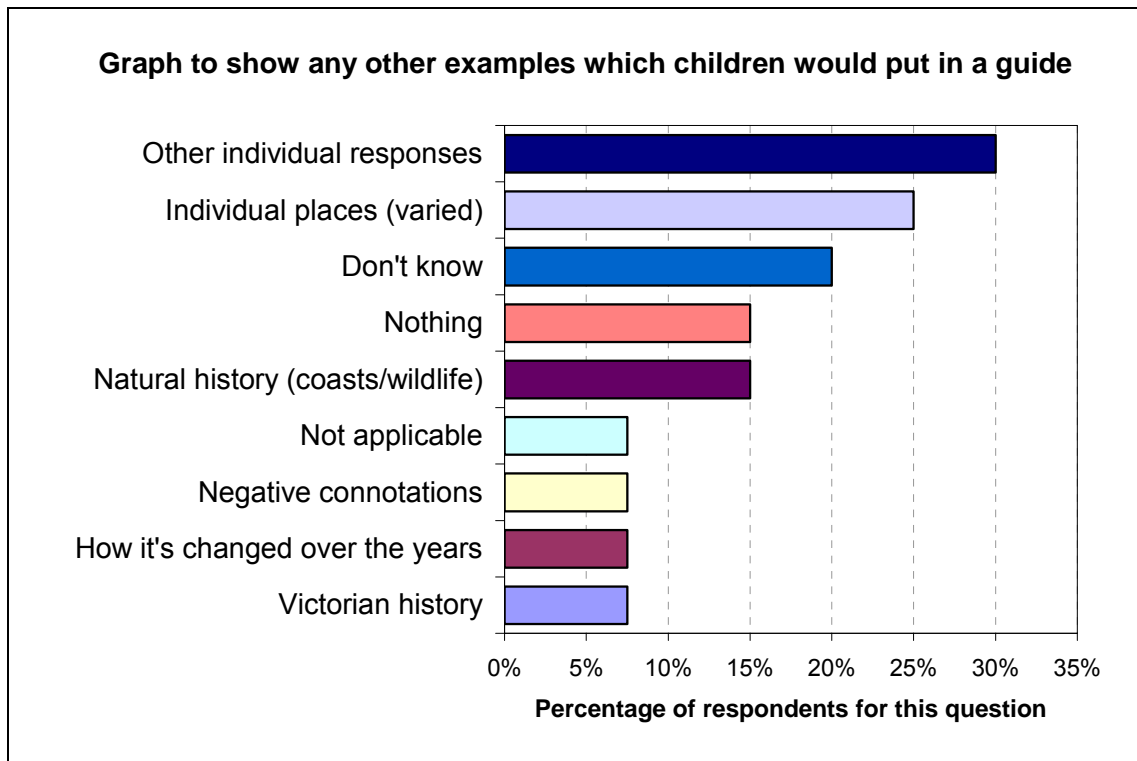
The results have been grouped together and examples with more than one mention can be seen with the percentage of respondents in the graph below:



Question 6 - What else would you like to put in your Torbay History Guide?

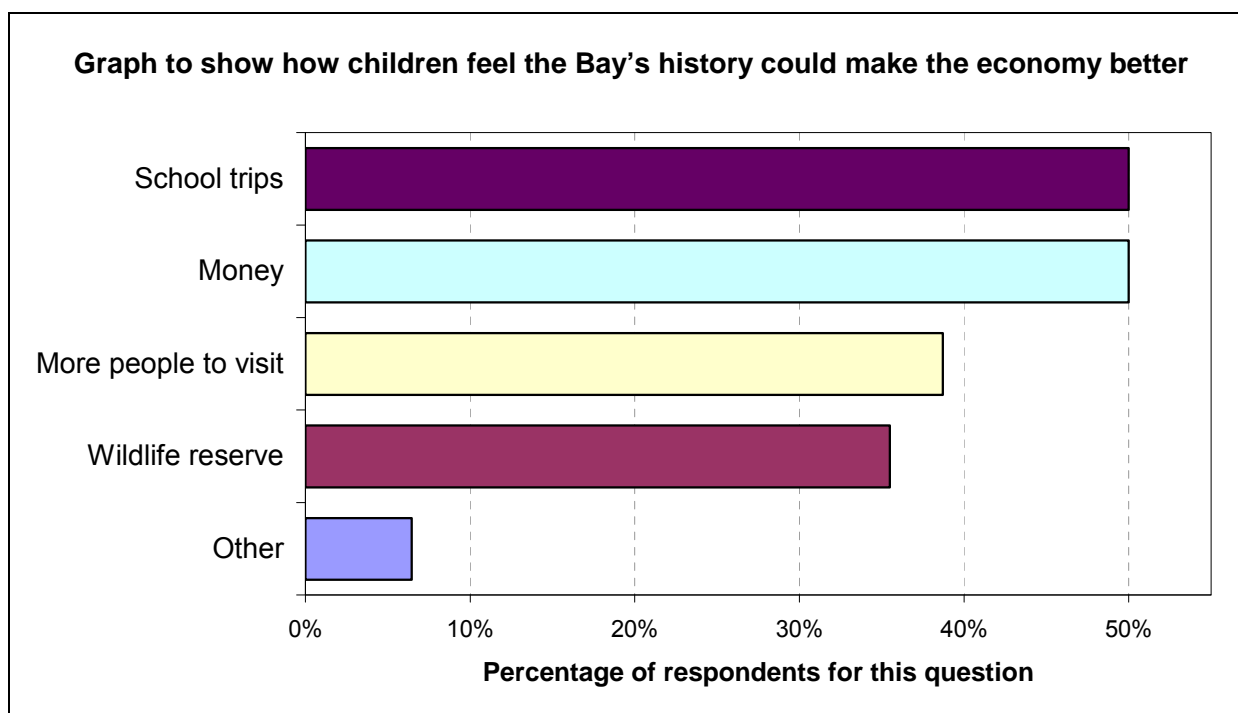
Respondents were asked to give examples of anything else they would put in a history guide in this 'free text' question. 65.6% of total respondents completed this question, some children gave more than one example.

The results have been grouped together and examples with more than one mention can be seen with the percentage of respondents in the following graph:



Question 7 - How could the history of Torquay, Paignton and Brixham make our economy of Torbay better?

Respondents were asked to select as many options as they wished for this question. Of the 62 returned questionnaires, there were 112 responses to this question. The proportion of these can be seen in the graph below:



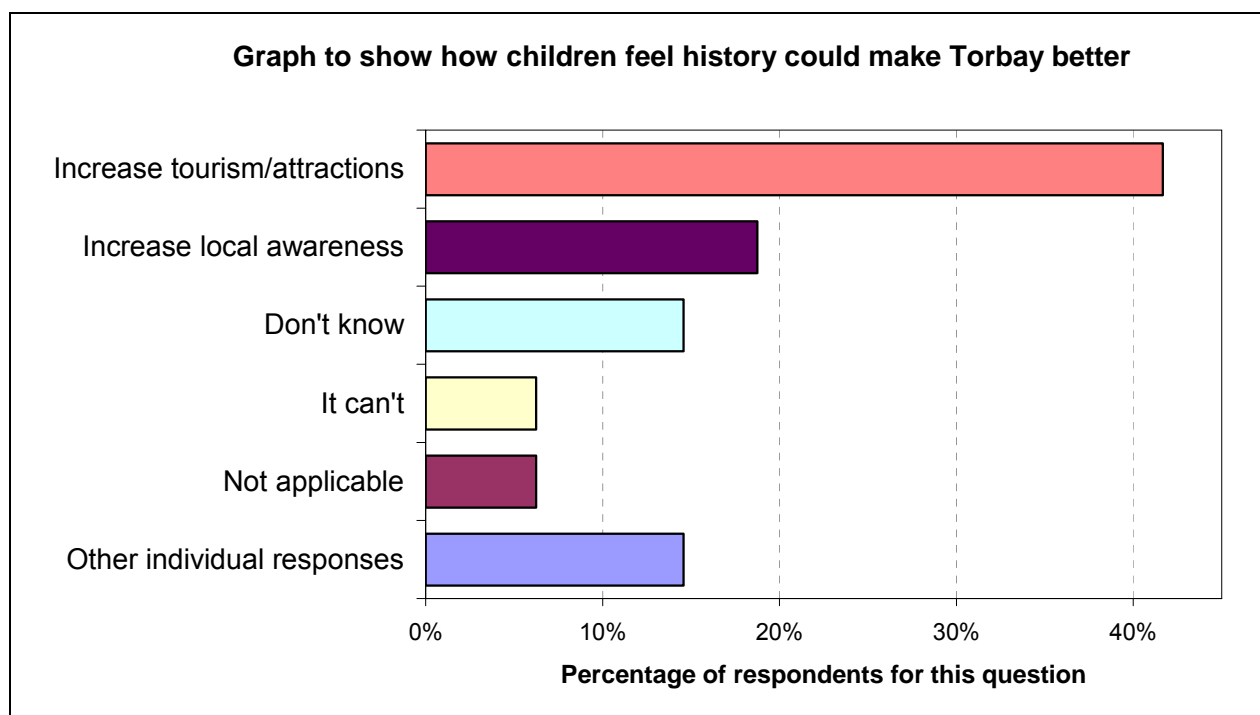
There were 4 applicable responses in the free text box, which includes the specified 'other' responses. These are categorised as can be seen in the table below (*to see all the comments please refer to the full text comments report*):

Other	No.
All of the above	1
Improved marketing	1
More parks/play areas and activities for children	1
Theme Park	1

Question 8 - How can history make Torbay better?

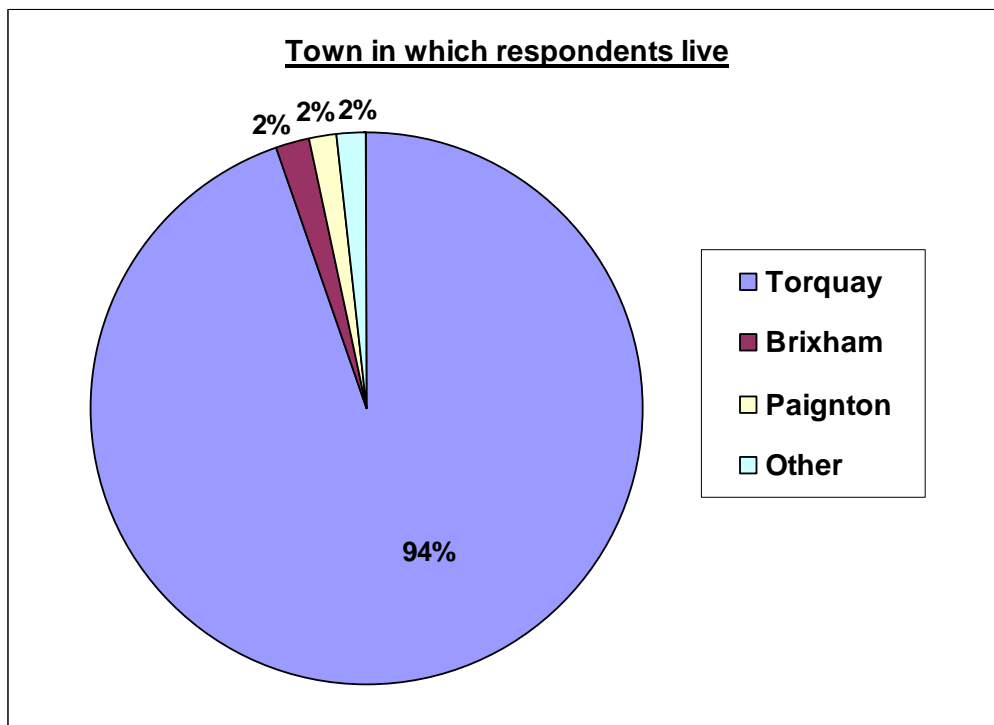
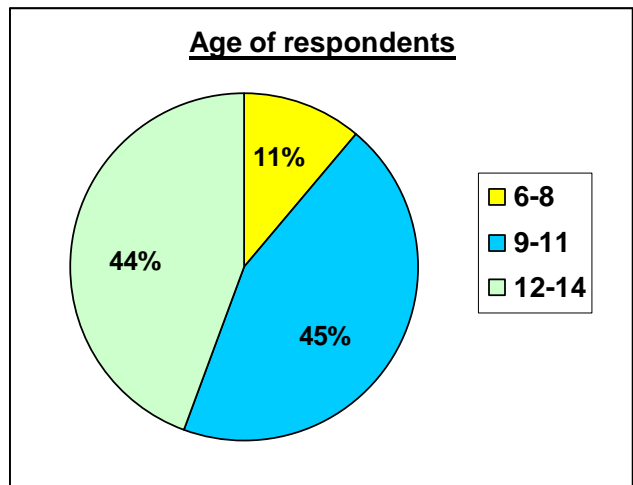
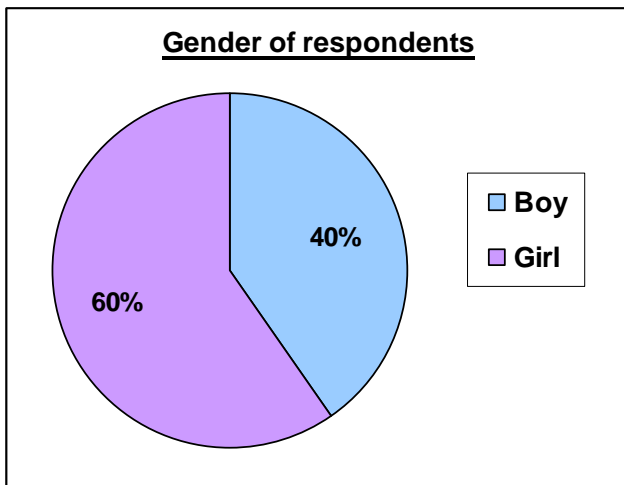
Respondents were asked to give examples of how they feel history can make Torbay better in this 'free text' question. 78.7% of total respondents completed this question, some children gave more than one example.

The results have been grouped together and examples with more than one mention can be seen with the percentage of respondents in the graph below:



A number of children either didn't know or didn't feel that history can improve Torbay, but did not explain any further why they thought this.

FURTHER INFORMATION ABOUT RESPONDENTS (CHILDREN'S QUESTIONNAIRES)



6. How would you use the heritage of Torquay, Paignton and Brixham to benefit Torbay?

Tourism

Education

Change of use

Nature reserves

Economy

Other (please write below)

7. What changes would you make to benefit Torbay based on its Heritage?

8. Is there anything else that you would like to include in your Heritage Strategy?

9. Would you like to be involved in further consultation about the Heritage Strategy?

Yes No

IF YES PLEASE GIVE EITHER AN EMAIL ADDRESS OR TELEPHONE NUMBER.

About You

Your home postcode

Your Gender Male Female

Which of the following age groups do you belong to?

0-15 16-24 25-34 35-44 45-54 55-64 65-74 75+

What is your ethnic origin?

White British Irish Other

Mixed White & Black Caribbean White & Black African White & Asian

Asian or Asian British Indian Pakistani Bangladeshi

Black or Black British Caribbean African

Chinese Chinese

Any other Ethnic Group

Do you consider yourself to be disabled in any way? Yes No

If yes, please tell us how it affects you

it affects my mobility	<input type="checkbox"/>
it affects my hearing	<input type="checkbox"/>
It affects my vision	<input type="checkbox"/>
It affects me in another way (please state below)	<input type="checkbox"/>

Please return completed Questionnaire:

Claire Reynolds, 1st Floor, Tor Hill House, Union Street, TQ2 5QW

6301622134

Data Protection: This questionnaire will be processed in accordance with the Data Protection Act, 1998. If you wish to access your personal information at any time please contact the Information Governance Team on 01803 207466; 01803 207467.



Torbay Heritage Strategy



About You

Are you a Boy Girl

How old are you? 6-8 9-11 12-14

Where do you live?

Paignton

Torquay

Brixham

Other, where?

Our History - What is important in Torbay?

1. What does history mean to you?

Old buildings Special days

Towns Animals

People Shops

Museums Caves

Famous families Other (please write below)

2. What is your favourite place in Torbay?

3. What are your favourite types of building?

- Old houses
- Cinemas
- Victorian homes
- Offices
- Churches
- Famous buildings
- Harbours
- Town Halls
- Railway stations
- Ancient monuments
- Schools
- Other (please write below)

4. What would you put in a picture about Torbay?

5. What local stories would you put into a Torbay History Guide?

6. What else would you like to put into your Torbay History Guide?

7. How could the History of Torquay, Paignton and Brixham make our economy of Torbay better?

- Wild life reserve
- School trips
- Money
- Other (please write below)
- More people to visit

8. How can history make Torbay better?