


The future of



# *Oldway* and its grounds



## Consultation results summary 2008

URBAN SPLASH



**For information only -  
please do not remove.**



## CONTENTS

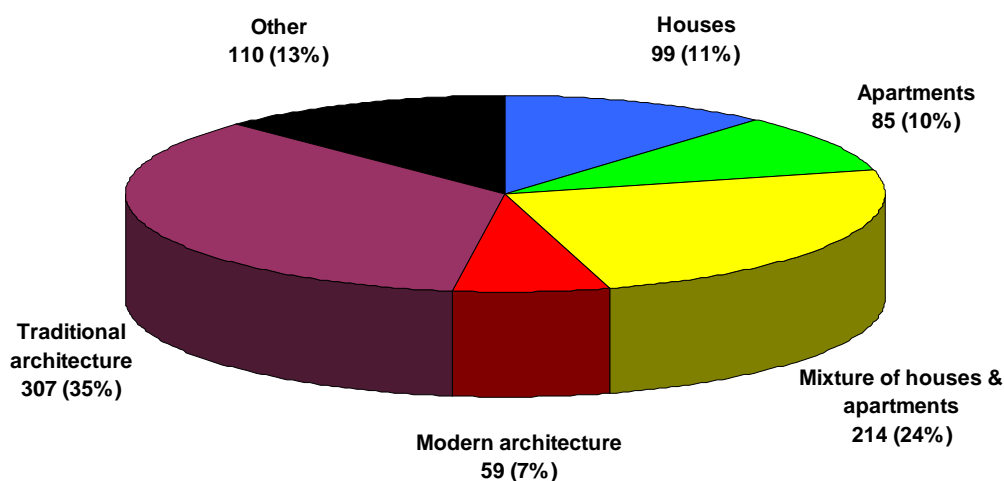
	<b>Page(s)</b>
<b>Consultation Results Summary</b>	<b>5 – 11</b>
Q1: Which residential options do you feel are suitable for the site?	<b>5</b>
Q1. Breakdown of 'other' responses	<b>5</b>
Q2: What uses do you feel would be suitable for the Mansion, Rotunda or Banqueting Hall?	<b>6</b>
Q2. Breakdown of 'other' responses	<b>6</b>
Q3. What would you like to see within the grounds of Oldway?	<b>7</b>
Q3. Breakdown of 'other' responses	<b>7</b>
Q4. Urban Splash – Comment analysis	<b>8</b>
Q5. Swan Country Homes – Comment analysis	<b>9</b>
Q6. Additional Comments – Comment Analysis summary	<b>10</b>
Q6. Additional Comments – Positive breakdown by theme	<b>10</b>
Q6. Additional Comments – Negative breakdown by theme	<b>11</b>
Q6. Additional Comments – Neutral breakdown by theme	<b>11</b>
<b>Appendix 1: Responses to online questionnaires in full</b>	<b>13 – 19</b>
<b>Appendix 2: Responses to paper questionnaires in full</b>	<b>20 – 500</b>



## OLDWAY DEVELOPMENT – CONSULTATION RESULTS – Q1

Out of 479 returned questionnaires, **396** chose to answer question 1. The total responses were **764**. The breakdown can be seen below:

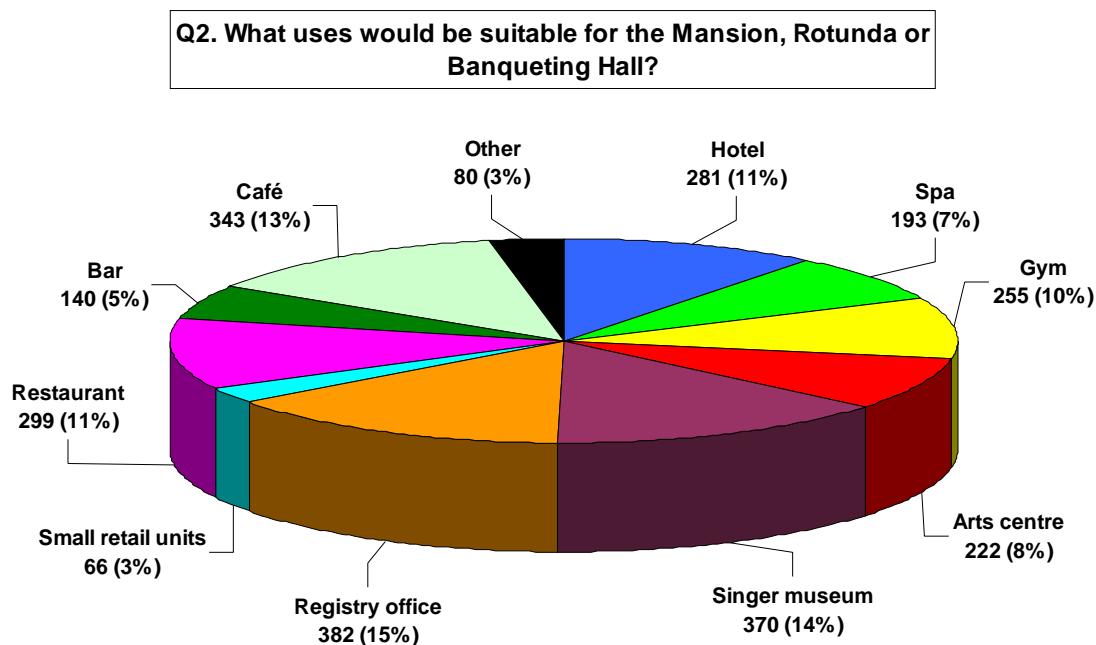
**Q1. Which residential development options do you feel are suitable for the site?**



<b>Breakdown of 'Other' responses for Question 1 (Residential)</b>		
No residential development	39	35%
Other individual responses	18	16%
In keeping/sympathetic to Mansion	15	14%
Hotel related / holiday homes	5	5%
Retirement / Sheltered Housing	5	5%
Up market / not affordable housing	5	5%
Away from Mansion / Fernham only	5	5%
Eco-friendly housing	4	4%
Affordable Housing	4	4%
Traditional architecture	3	3%
Modern design	3	3%
Town Houses	2	2%
Mixture of traditional & modern	2	2%
<b>Total other responses</b>	<b>110</b>	<b>100%</b>

## OLDWAY DEVELOPMENT – CONSULTATION RESULTS – Q2

Out of 479 returned questionnaires, **446** chose to answer question 2. The total responses were **2551**. The breakdown can be seen below:

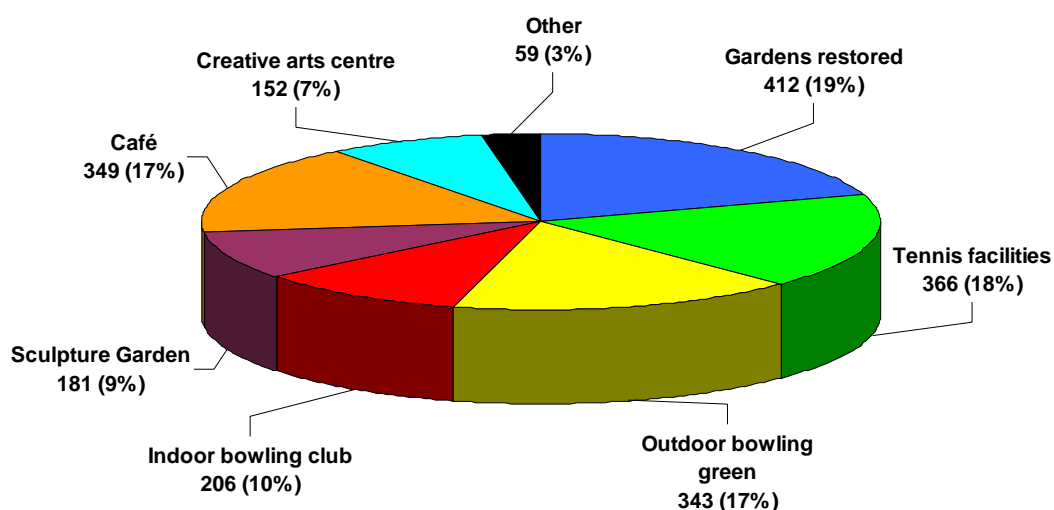


<b>Breakdown of 'Other' responses for Question 2 (Building Uses)</b>		
Functions / Events / Conference facilities	24	30%
Other individual comments	14	18%
Museum / Gallery	11	14%
Sport/leisure facilities (inc. pool & ice skating rink)	8	10%
No other use / leave as is	5	6%
Casino	5	6%
Garden centre	5	6%
Theatre / cinema	3	4%
Residential	3	4%
Educational / youth facilities	2	3%
<b>Total other responses</b>	<b>80</b>	<b>100%</b>

## OLDWAY DEVELOPMENT – CONSULTATION RESULTS – Q3

Out of 479 returned questionnaires, **456** chose to answer question 3. The total responses were **2068**. The breakdown can be seen below:

### Q3. What would you like to see within the grounds of Oldway?

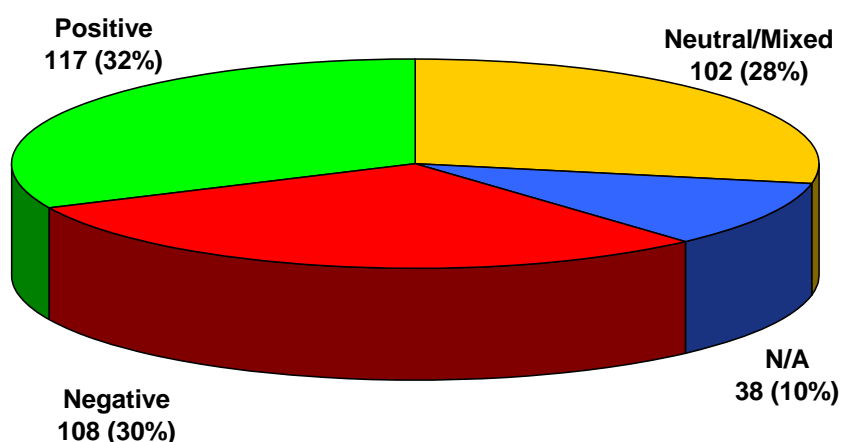


Breakdown of 'Other' responses for Question 3 (Grounds)		
Other individual comments	15	25%
Children's / Youth facilities	8	14%
Sports/leisure facilities	7	12%
Swimming pool	5	8%
Croquet	4	7%
Water features	3	5%
Putting/golf	3	5%
Garden centre	3	5%
Museum	3	5%
Orangery restored	2	3%
Trees protected	2	3%
Picnic tables	2	3%
No dogs	2	3%
<b>Total</b>	<b>59</b>	<b>100%</b>

## Q4 – Urban Splash: Comment Analysis

Out of 479 returned questionnaires, **365** provided comments on Urban Splash’s ideas for the development of Oldway.

The breakdown of positive, negative, neutral/mixed, and non-applicable comments is shown below:



### Positive feedback - breakdown by theme

Subject	No. of Responses	% of positive comments
Previous experience / reputation	20	17%
Tennis facilities	13	11%
Community focus / public access	11	9%
Modern/contemporary design	11	9%
Vision/innovation/creativity	5	4%
Sensitive/in-keeping design	5	4%
<i>Other individual responses</i>	52	44%
<b>Total</b>	<b>117</b>	<b>100%</b>

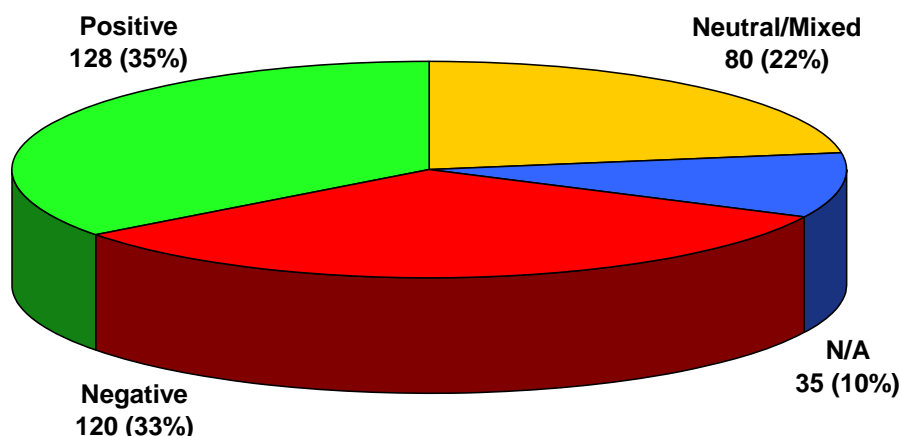
### Negative feedback - breakdown by theme

Subject	No. of Responses	% of negative comments
Too modern / not in-keeping	43	40%
Overdeveloped / too many dwellings	13	12%
Not enough detail provided	10	9%
<i>Other individual responses</i>	42	39%
<b>Total</b>	<b>108</b>	<b>100%</b>

## Q5 – Swan Country Homes: Comment Analysis

Out of 479 returned questionnaires, **361** provided comments on Swan Country Homes' ideas for the development of Oldway.

The breakdown of positive, negative, neutral/mixed, and non-applicable comments is shown below:



### Positive feedback - breakdown by theme

Subject	No. of Responses	% of positive comments
Sympathetic / in-keeping design	35	28%
Crescent design	7	6%
Amount of housing / mixture	7	6%
Other individual responses	78	61%
<b>Total</b>	<b>127</b>	<b>100%</b>

### Negative feedback - breakdown by theme

Subject	No. of Responses	% of negative comments
Overdeveloped / too many dwellings	33	28%
Loss of tennis / leisure facilities	17	14%
Unimaginative / old-fashioned	11	9%
Capability / experience to deliver	8	7%
Other individual responses	49	42%
<b>Total</b>	<b>118</b>	<b>100%</b>

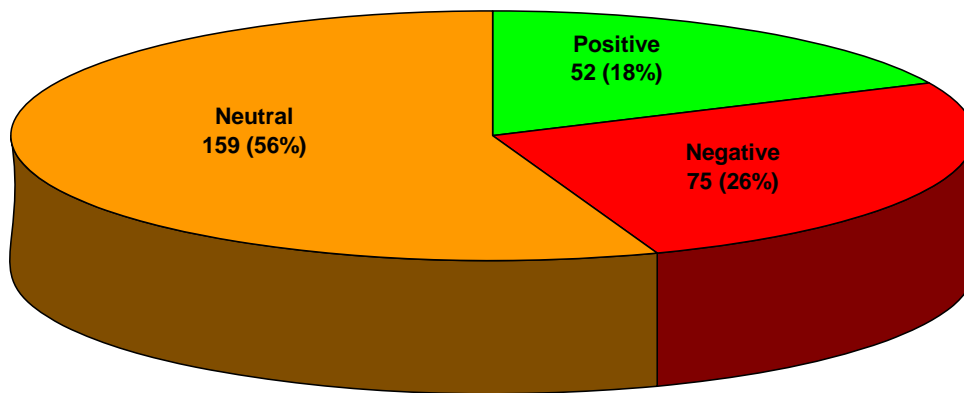
## Q6 – Additional Comments: Comment Analysis

Out of 479 returned questionnaires, **286** chose to answer question 6:

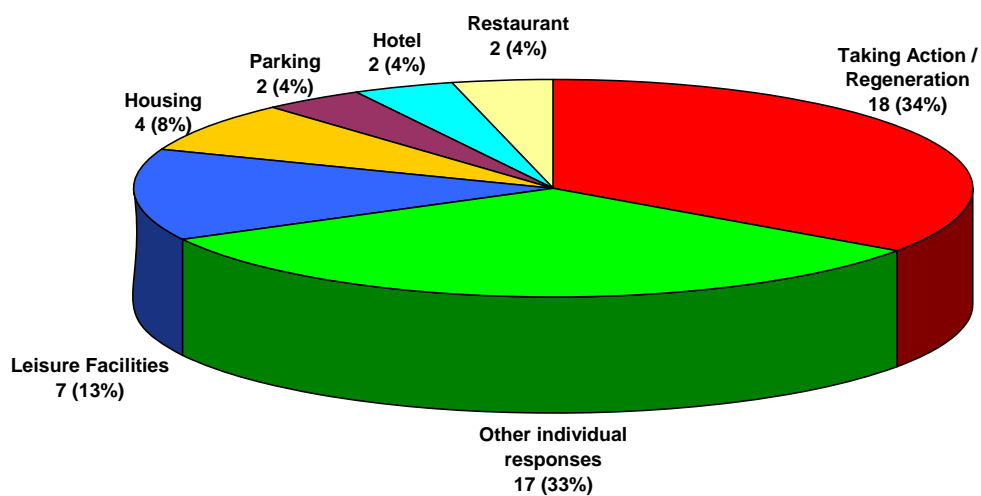
“Please provide any other comments or feedback regarding the Oldway Development Project.”

The breakdown of positive, negative and neutral comments is shown below:

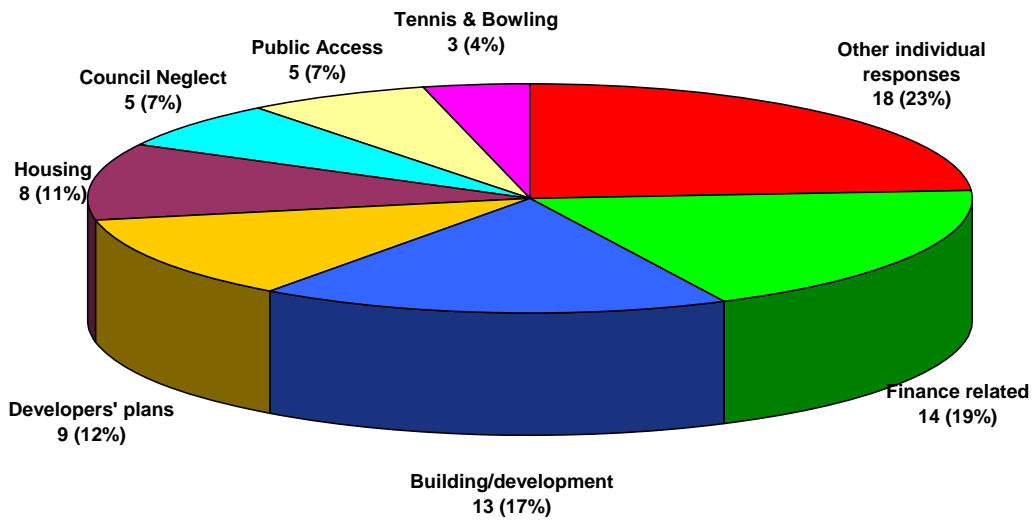
Additional comments - breakdown by positive, negative & neutral



Positive Responses by Theme



### Negative Responses by Theme



### Neutral Responses by Theme

